

FY 2022 Ecuador
Country Opinion Survey Report

THE WORLD BANK GROUP

Business Intelligence Team



October 2022

Public Disclosure Authorized

Public Disclosure

Public Disclosure Authorized

Public Disclosure Authorized



Acknowledgements

The Ecuador Country Opinion Survey is part of the Country Opinion Survey Program series of the World Bank Group. This report was prepared by the Business Intelligence (BI) team, led by José De Buerba (Senior External Affairs Officer). Yulia Danilina, Jessica Cameron, Nan Lin, and Sofya Gubaydullina oversaw design, reporting, and analysis. Dania Mendoza, Noreen Wambui, and Irina Popova provided data support. BI acknowledges the significant contribution from the Ecuador country team and independent fielding agency Ipsos Ecuador. In particular, BI is grateful for the support from Cristina Medina (External Affairs Associate) who coordinated the survey related activities from Quito, Ecuador.





Table of Contents

| | |
|---|----|
| I. Objectives | 4 |
| II. Methodology..... | 4 |
| III. Demographics of the Sample..... | 6 |
| IV. Overall Context | 11 |
| V. Overall Attitudes Toward the World Bank Group | 14 |
| VI. World Bank Group’s Support in Development Areas..... | 18 |
| VII. World Bank Group’s Work and Engagement on the Ground | 19 |
| VIII. World Bank Group’s Knowledge and Instruments | 22 |
| IX. The Future Role of the WBG in Ecuador | 25 |
| X. Communication and Outreach | 30 |
| XI. Appendix A: Ecuador FY22 COS Questionnaire..... | 33 |

ECUADOR





I. Objectives

This survey was designed to assist the World Bank Group (WBG) in gaining a better understanding of how stakeholders in Ecuador perceive the WBG. The survey explored:

- *Overall Context*
- *Overall Attitudes toward the World Bank Group*
- *World Bank Group's Work and Engagement on the Ground*
- *World Bank Group's Support in Development Areas*
- *World Bank Group's Knowledge Work and Activities*
- *The Future Role of the World Bank Group in Ecuador*
- *Communication and Information Sharing*
- *Background Information*

II. Methodology

From July to August 2022, 332 stakeholders of the WBG in Ecuador were invited to provide their opinions on the WBG's work in the country by participating in a Country Opinion Survey. Participants were drawn from the office of the President, office of a Minister, office of a member of Parliament, employees of ministries/ministerial departments/ implementation agencies; Project Management Units (PMUs) overseeing implementation of WBG projects; consultants/ contractors working on WBG-supported projects/programs; local governments; independent government institutions; the judicial system; state-owned enterprises; bilateral and multilateral agencies; private sector organizations; the financial sector/private banks; private foundations; NGOs and community-based organizations; professional/trade associations; faith-based groups; youth groups; academia/research institutes/think tanks; and the media.

A total of 202 stakeholders participated in the survey (61% response rate). Respondents received the questionnaire link via email, and they completed online.

Every country that engages in the Country Opinion Survey (COS) must include specific indicator questions that will be aggregated for the World Bank Group's annual Corporate Scorecard. These questions are identified throughout the survey report.

Note that the body of the report presents data on selected questions of the survey questionnaire. Please refer to Appendix A for data on all survey questions. Appendices B and C present data on selected questions. Additional data breakdowns are available upon request.



II. Methodology (continued)

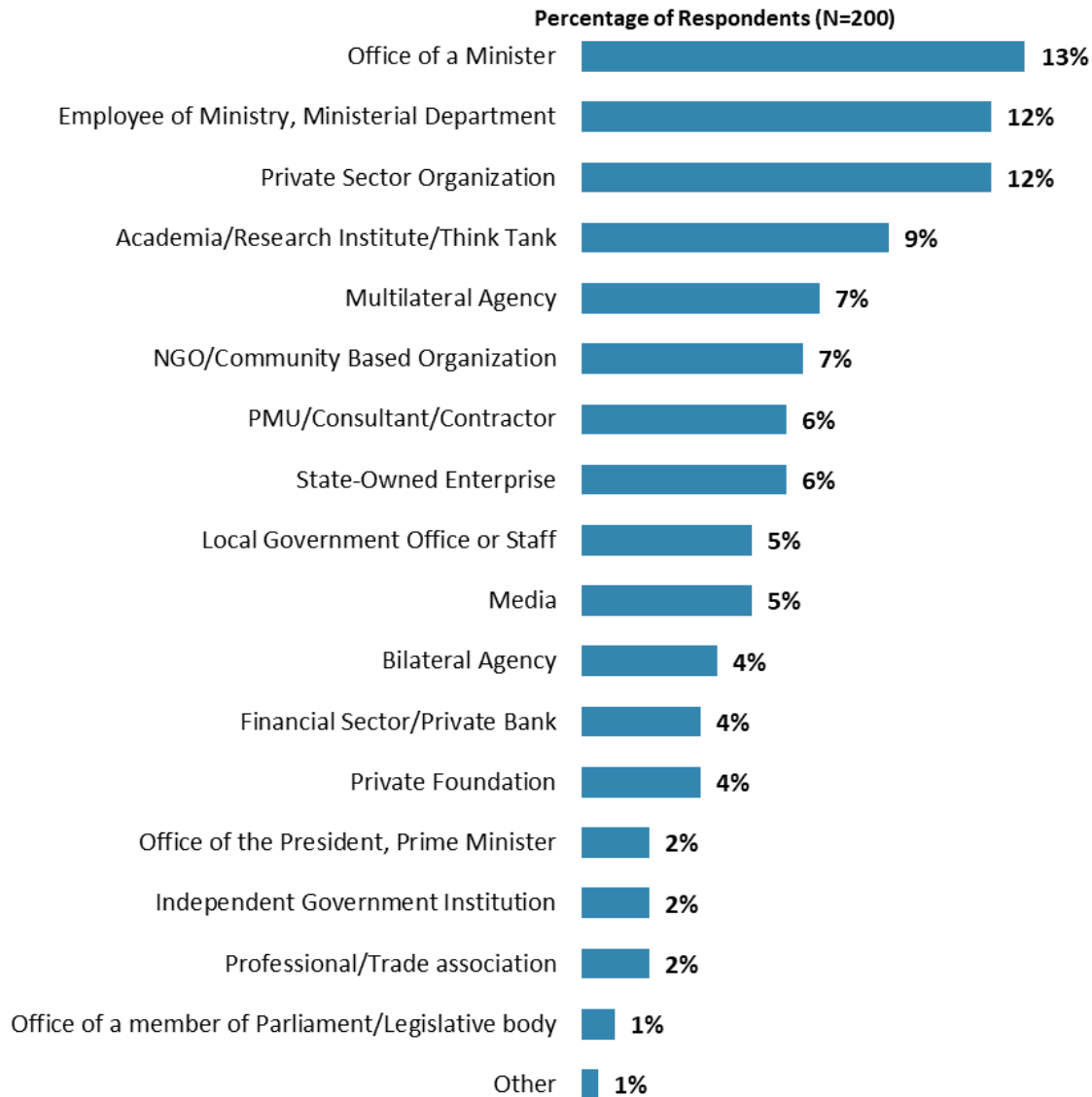
The results in this year's Country Survey were compared to those in the Country Survey conducted in FY'18 (response rate was 71%, N=138). Comparing responses across Country Surveys reflect changes in attitudes over time, but also changes in respondent samples and changes to the survey instrument itself. To reduce the influence of the latter factor, only those questions with similar response scales/options were analyzed. The distribution of respondent samples from the FY'18 and FY'22 Country Surveys used in the year comparisons analyses are listed in the table below. In FY'22, the increased outreach and subsequent numbers of survey respondents from the **civil society** should be kept in mind when interpreting the results of the past year comparison analyses. The original respondent samples from the FY'18 and FY'22 Country Surveys are listed in the table below.

| Percentage of Respondents | Distribution | |
|---|--------------|------------|
| | FY 2018 | FY 2022 |
| Office of the President / Prime Minister, Office of a Minister | 17% | 15% |
| Government Institutions (includes respondents from Parliament/Legislative Body, employees of ministries, PMUs/Consultants on WBG-supported projects, independent government institutions, state-owned enterprises, the judiciary) | 22% | 26% |
| Local Government | 7% | 5% |
| Bilateral/Multilateral Agencies | 13% | 11% |
| Civil Society (includes NGOs/CBOs, private foundations, trade unions, and faith-based groups) | 6% | 11% |
| Private Sector (includes financial sector/private banks) | 14% | 16% |
| Academia/Research Institute/Think Tank | 9% | 9% |
| Media | 9% | 5% |
| Other | 3% | 2% |
| Total Number of Respondents | 138 | 202 |

III. Demographics of the Sample

Current Affiliation

- Note that for further analyses, some respondent groups were combined.¹

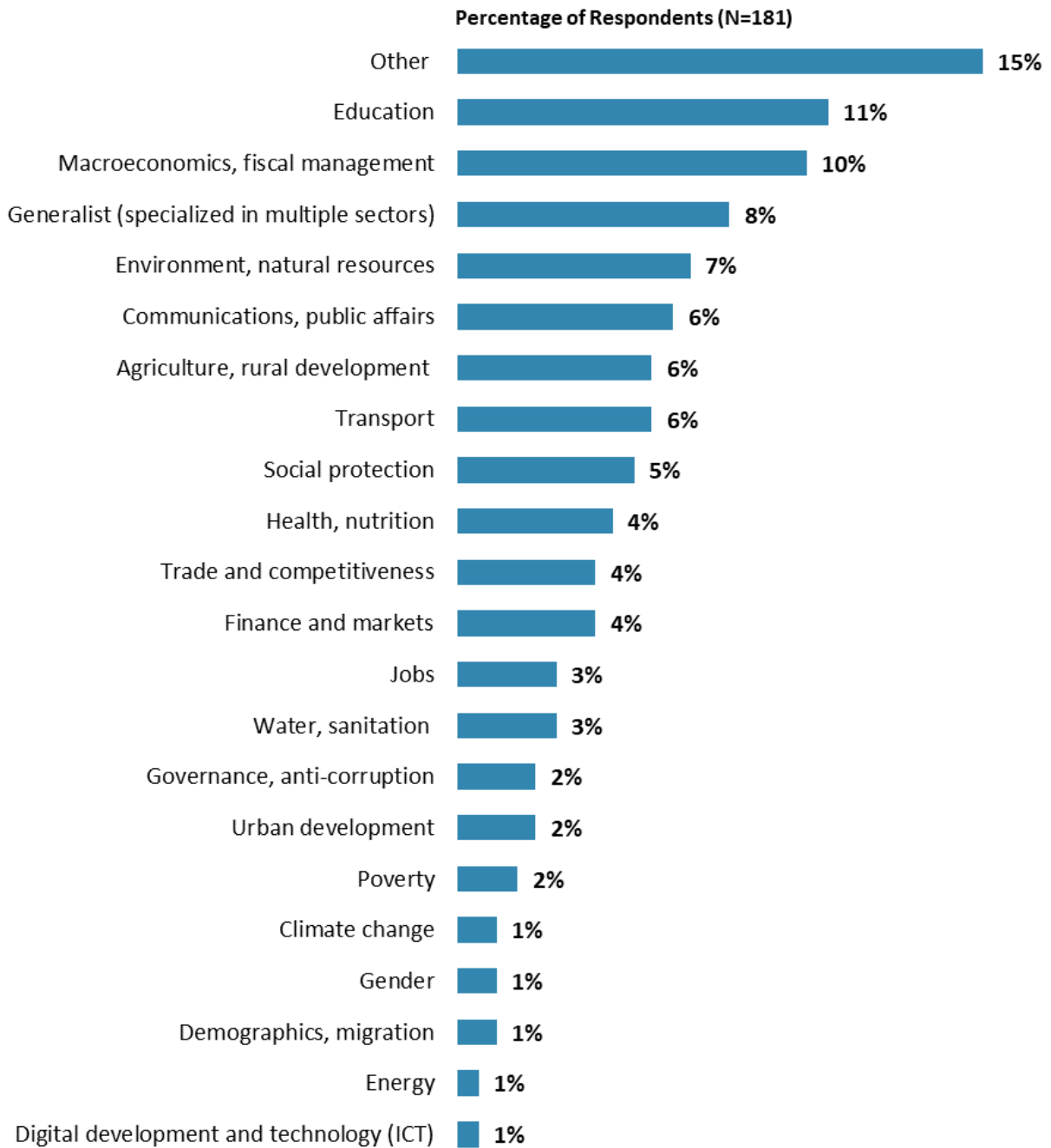


“Which of the following best describes your current affiliation?”
(Respondents chose from a list.)

¹ Respondents from the office of the President / Prime Minister, Office of a Minister, and office of a member of Parliament were combined in a single group. Respondents from independent government institutions and state-owned enterprises were combined as “Other Government Institutions”; respondents from bilateral agencies were combined with those from multilateral agencies; respondents from the financial sector/private banks were combined with those from private sector organizations; respondents from private foundations, NGO/community-based organizations, professional/trade associations were combined as a “Civil Society” category. There were no respondents from the judicial system and from youth groups.

III. Demographics of the Sample (continued)

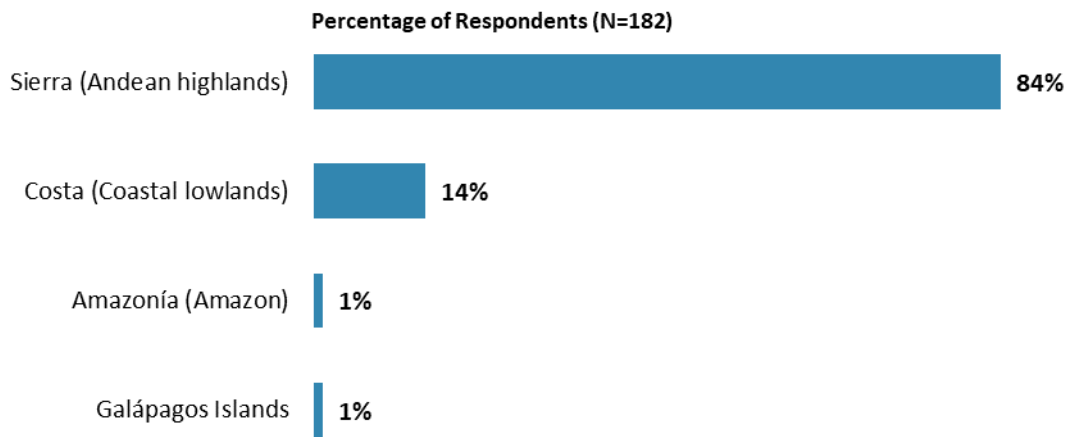
Area of Primary Specialization



“Please identify the primary specialization of your work.”
(Respondents chose from a list.)

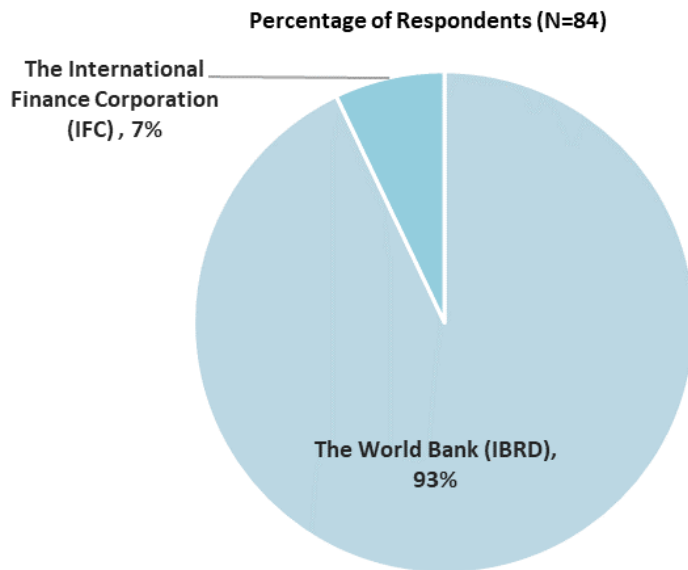
III. Demographics of the Sample (continued)

Geographic Locations



"Which best represents your geographic location?"
(Respondents chose from a list.)

Exposure to Agencies within the World Bank Group



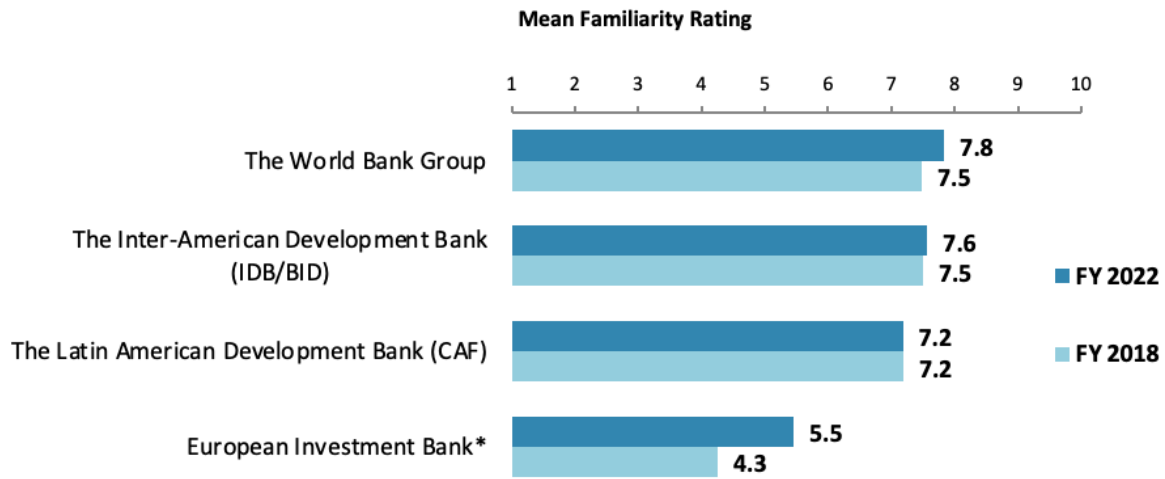
"Which of the following agencies of the World Bank Group do you primarily collaborate/work with in Ecuador?"
(Respondents chose from a list.)

Note: no respondents selected ICSID & MIGA response option.



III. Demographics of the Sample (continued)

Familiarity with the WBG vs. Other Development Banks



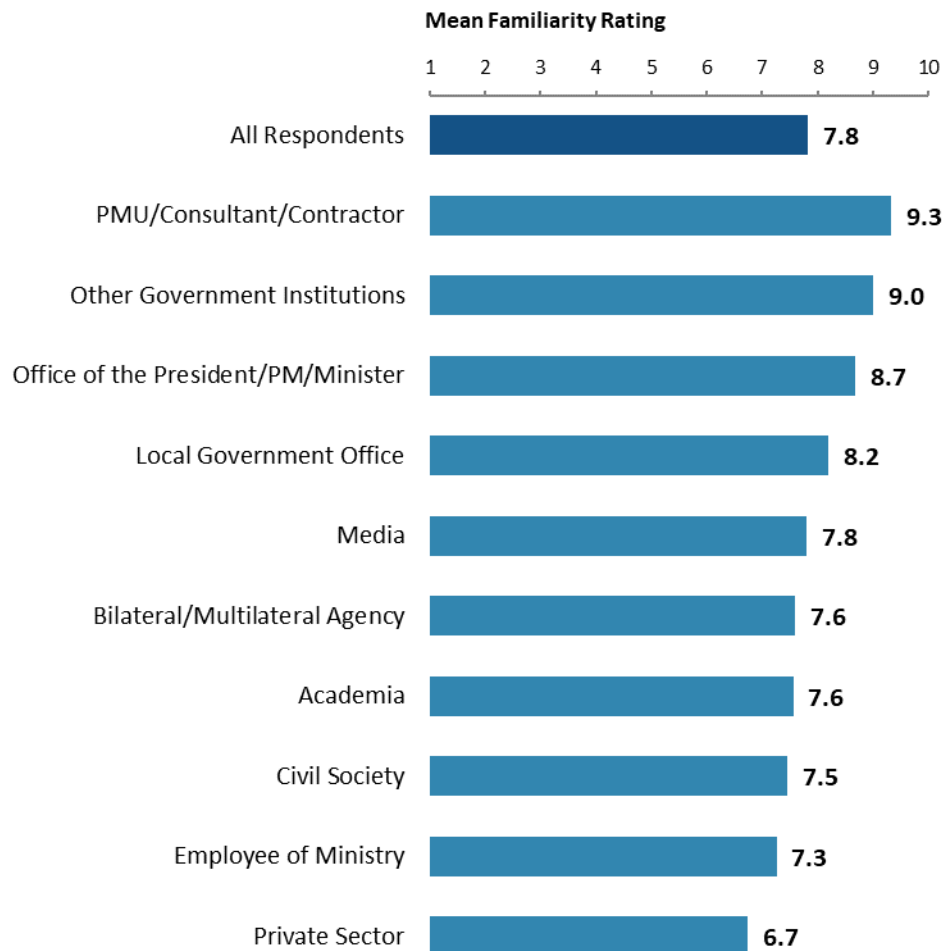
"How familiar are you with the work of these organizations in Ecuador?"
(1-"Not familiar at all", 10-"Extremely familiar")
*(*Significantly different between FY 2022 and FY 2018)*



III. Demographics of the Sample (continued)

Familiarity with the World Bank Group

- **Year comparison:** Respondents in this year's Country Survey had statistically similar levels of familiarity with the WBG compared to FY'18 (mean in FY'22 = 7.8, mean in FY'18 = 7.5).
- **Collaboration:** Respondents who collaborate with the WBG reported significantly higher levels of familiarity with the work of the World Bank compared to respondents who do not collaborate (mean familiarity of collaborators = 8.7; mean familiarity of non-collaborators = 7.2).
- **Impact of familiarity:** Respondents' ratings of familiarity with the World Bank were significantly, strongly correlated with their agreement that the WBG plays a relevant role in Ecuador's development, with their ratings of the extent to which the WBG's work helps to achieve development results in Ecuador, and with their ratings for the WBG's overall effectiveness in Ecuador.



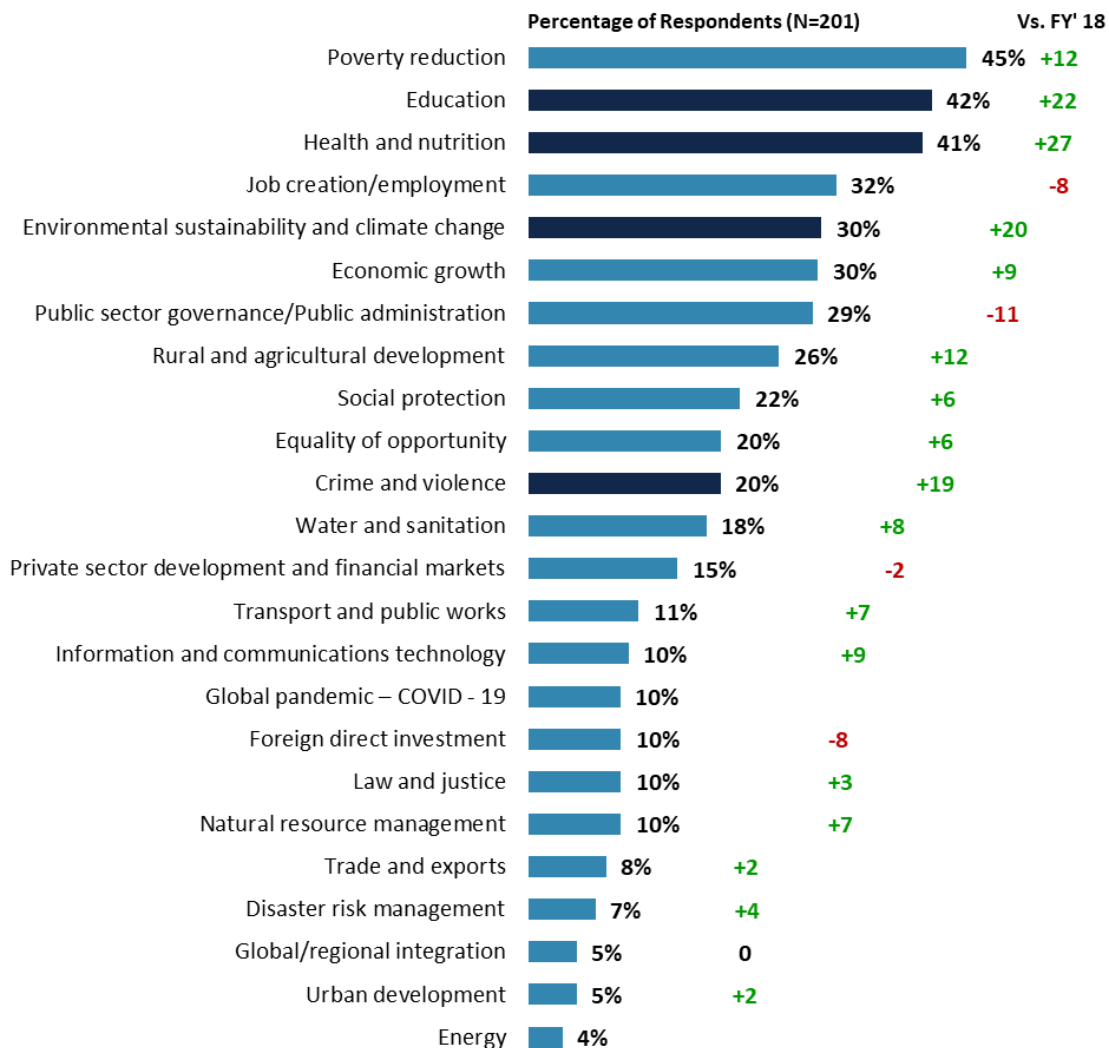
"How familiar are you with the work of the World Bank Group in Ecuador?"
(1-"Not familiar at all", 10-"Extremely familiar")

IV. Overall Context

Development Priority

- Year comparison:** The FY' 22 survey suggests a marked shift in perceived development priorities in Ecuador. *Poverty reduction* (45%) is top of mind for respondents this year, while *education* (42%) and *health and nutrition* (41%) emerged as second and third most important development priorities in Ecuador, with a significant increase compared to FY' 18 results. Concern for *environmental sustainability and climate change* (30%) and *crime and violence* (20%) have also increased considerably compared to FY' 18.

The increase across all development priorities can partially be attributed to the change in the methodology², but the highest increases also suggest a heightened prominence of these priorities in Ecuador.



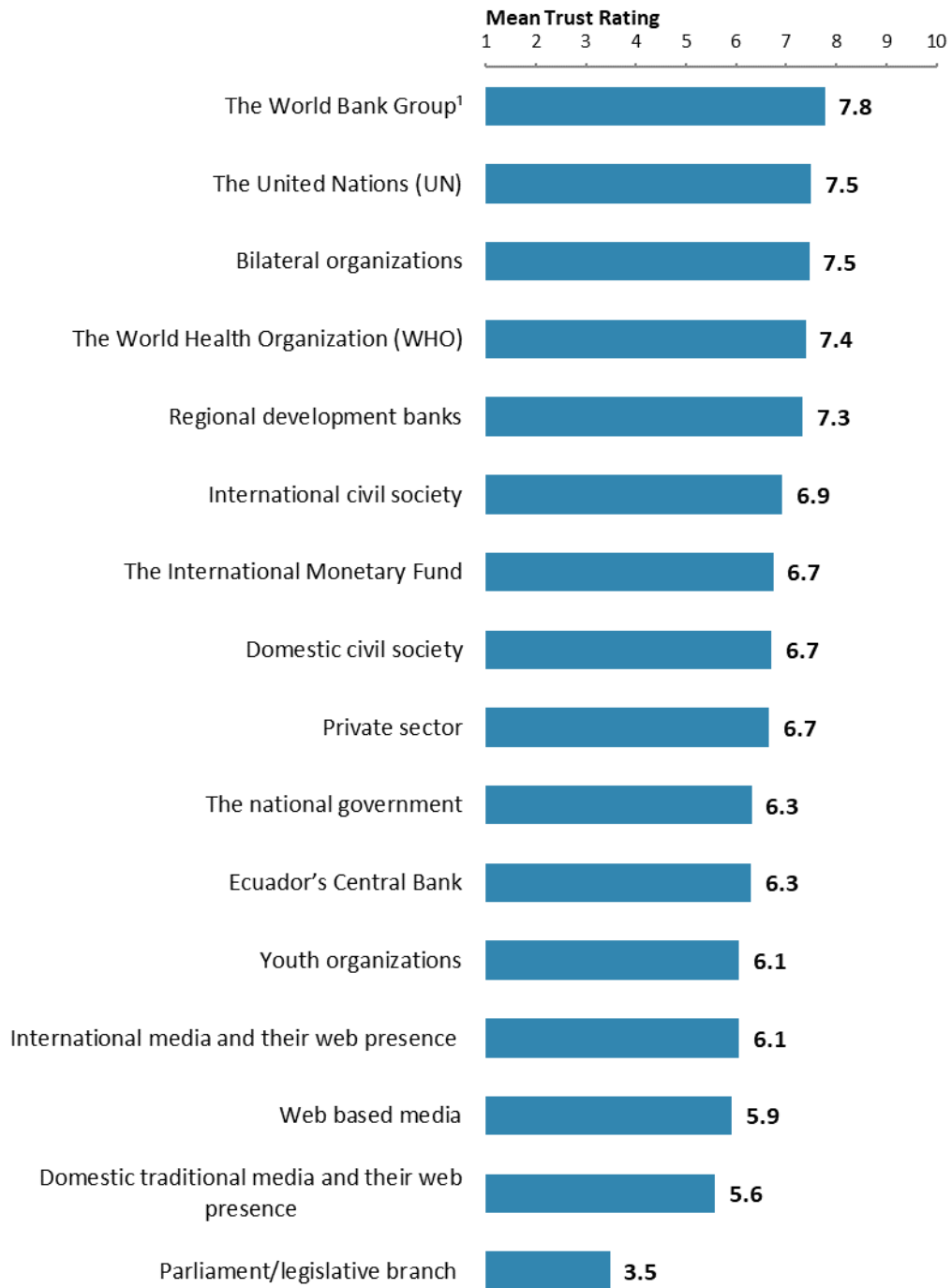
"Please identify which of the following development priorities you consider the most important in Ecuador. (Choose no more than 5)"
(Respondents chose from a list. Responses combined.)

² In FY' 18, respondents were offered to select up to three priorities from the list, while in FY' 22 – up to five.



IV. Overall Context (continued)

Trust in Institutions

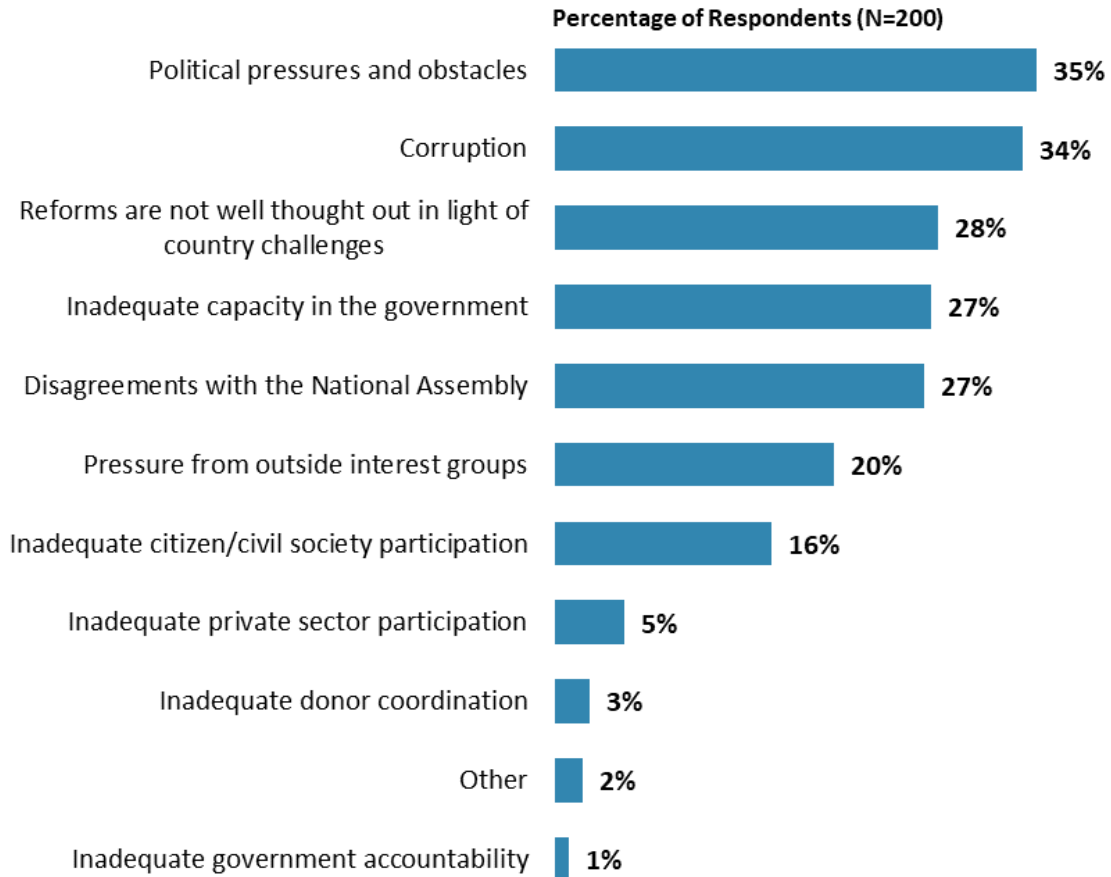


"To what extent do you trust each of the following groups to do what is right?"
(1-"To no degree at all ", 10-"To a very significant degree") 'Indicator Question



IV. Overall Context (continued)

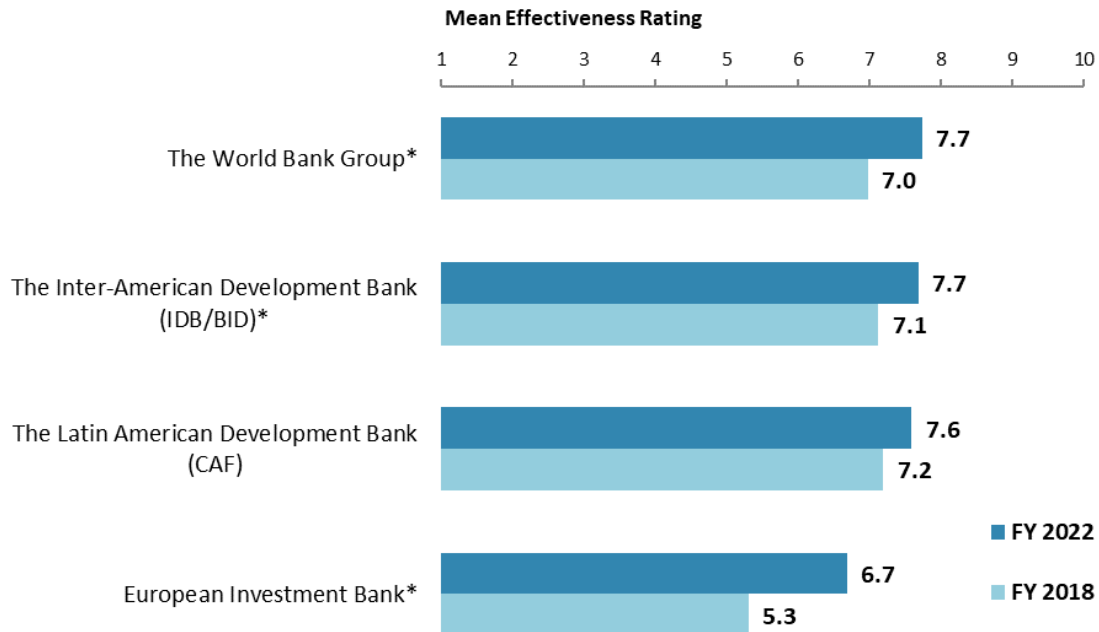
Attributions for Slow/Failed Reform Efforts



"When economic and/or social reform efforts fail or are slow to take place in Ecuador, which of the following would you attribute this to? (Choose no more than 2)"
(Respondents chose from a list. Responses combined.)

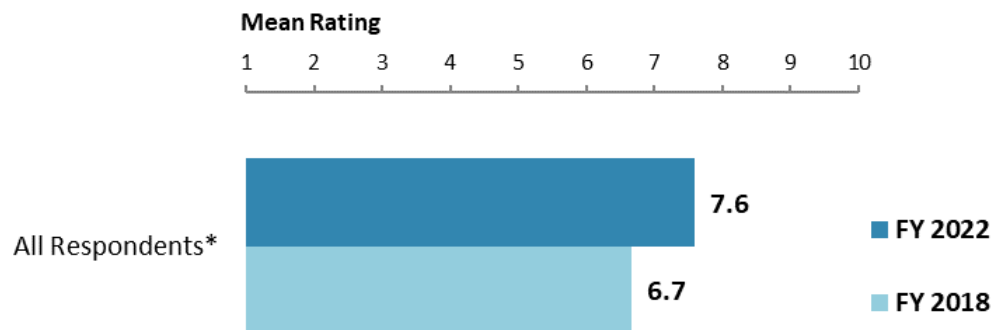
V. Overall Attitudes toward the World Bank Group

Overall Effectiveness of the World Bank Group vs. Other Development Banks (Indicator Question)



"Overall, please rate your impression of the effectiveness of these organizations in Ecuador."
(1-"Not effective at all", 10-"Very effective")
(*Significantly different between FY 2022 and FY 2018)

Achieving Development Results (Indicator Question)

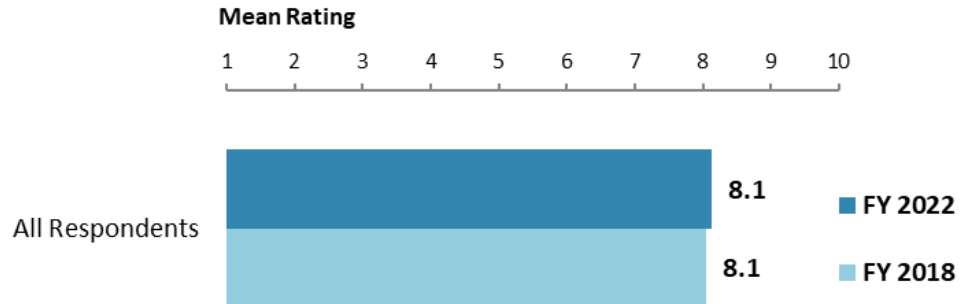


"To what extent does the World Bank Group's work help to achieve development results in Ecuador?" (1-"To no degree at all", 10-"To a very significant degree")
(*Significantly different between FY 2022 and FY 2018)



V. Overall Attitudes toward the World Bank Group (continued)

WBG Staff Preparedness



"To what extent do you believe the World Bank Group's staff is well prepared (e.g., skills mix and knowledge) to help Ecuador solve its most complicated development challenges?"

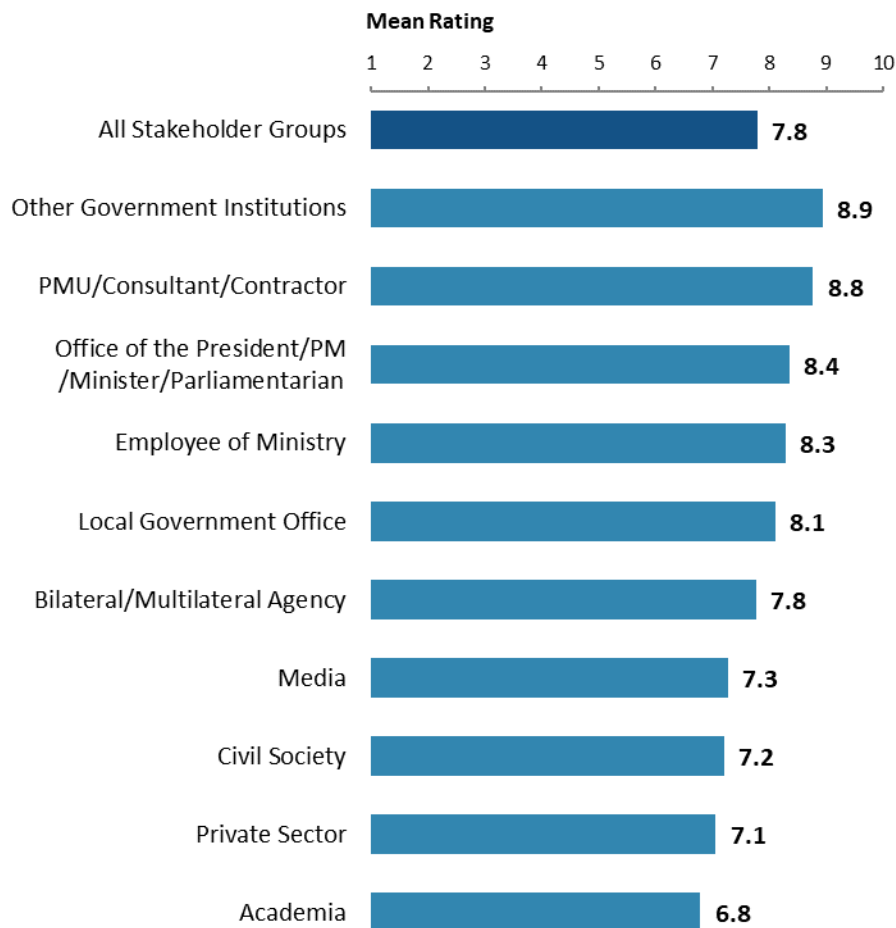
(1- "To no degree at all", 10- "To a very significant degree")

(Statistically similar between FY 2022 and FY 2018)

V. Overall Attitudes toward the World Bank Group (continued)

Overall Ratings for Indicator Questions by Stakeholder Groups

- Collaboration:** Respondents who collaborate with the WBG had significantly higher mean ratings for the aggregated responses to the twenty-three COS indicator questions (mean rating = 8.4) compared to respondents who do not collaborate with the WBG (mean rating = 7.4).
- Stakeholder groups:** Respondents from *Other government institutions* (includes independent government institutions and state-owned enterprises) group had the highest mean ratings for the aggregated responses to the twenty-three COS indicator questions, whereas respondents from the academia had significantly lower ratings (similar to the FY' 18 findings).

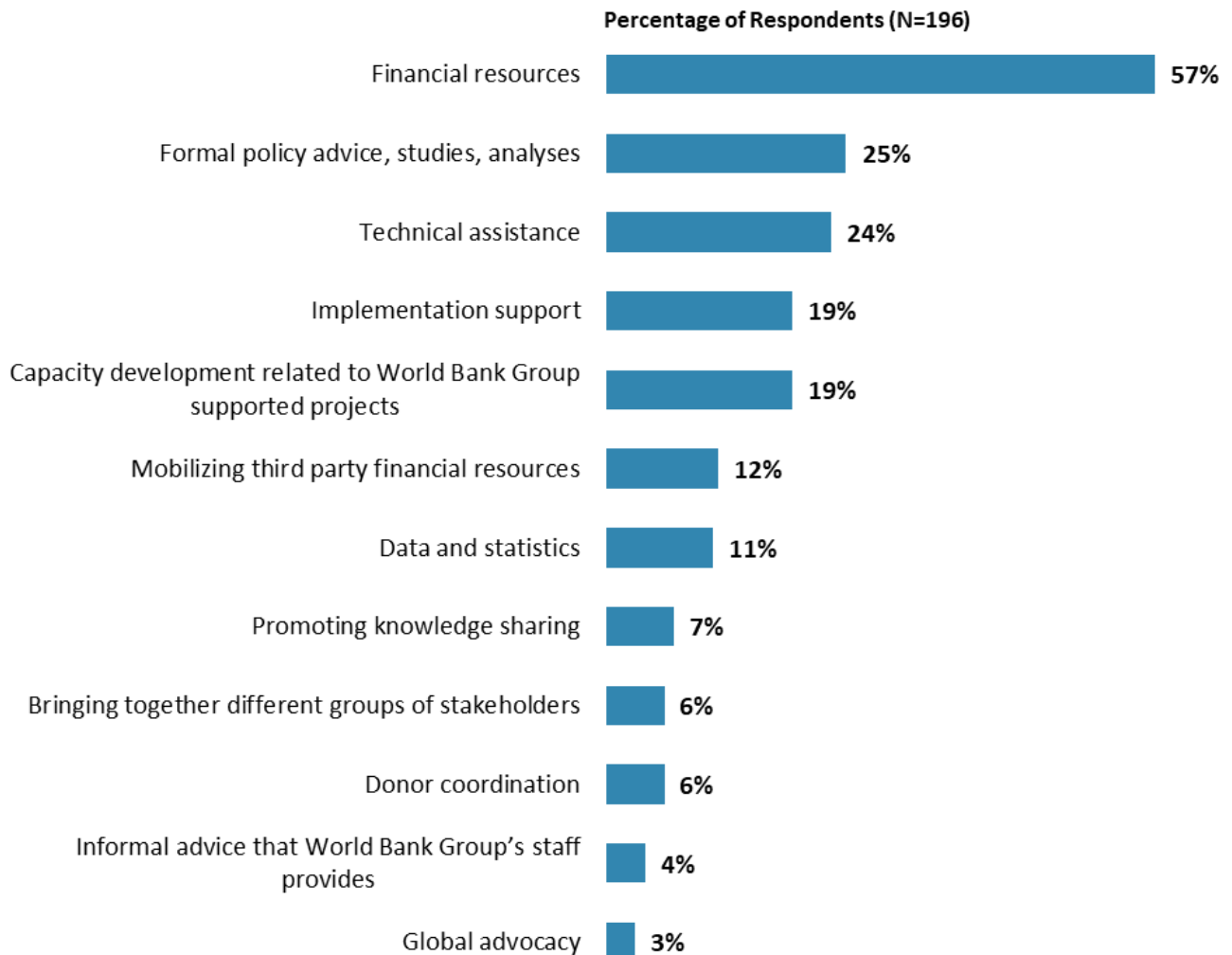


Mean Ratings for All Indicator Questions by Stakeholder Groups on a Scale from 1 to 10

V. Overall Attitudes toward the World Bank Group (continued)

Greatest Value

- Year comparison:** Respondents in the FY'18 Country Survey similarly to this year indicated that the WBG's greatest values to Ecuador were "*financial resources*" (64%), "*policy advice, studies, analyses*" (45%), "*technical assistance*" (38%), and "*mobilizing third party financial resources*" (19%).

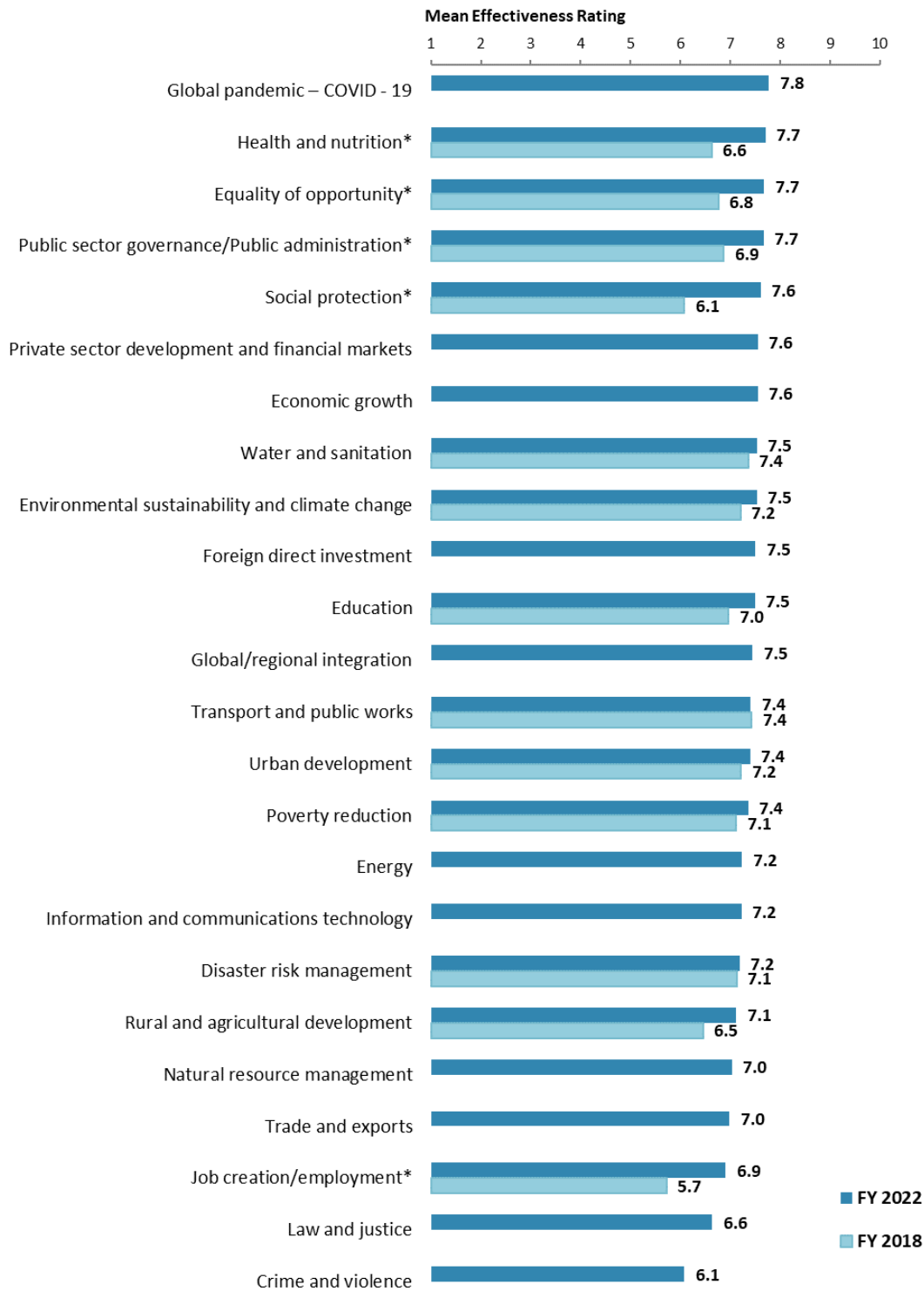


“When thinking about the World Bank Group’s role in Ecuador, which activity do you VALUE the most? (Choose no more than TWO)”
 (Respondents chose from a list. Responses combined.)



VI. World Bank Group’s Support in Development Areas

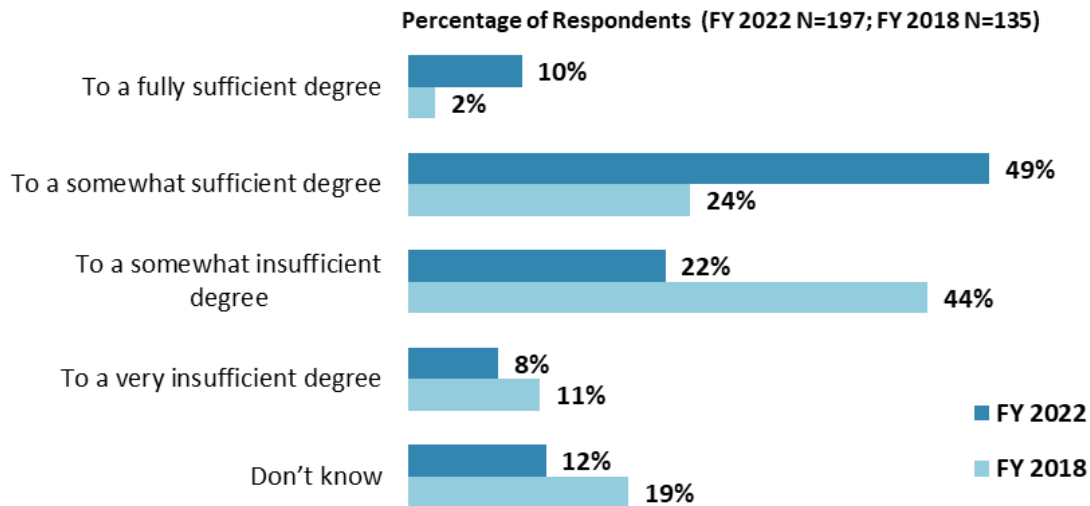
Effectiveness of WBG’s Support in Sectoral Areas



"How EFFECTIVE do you believe the World Bank Group is in terms of the work it does in the following areas of development in Ecuador?"
*(1-"Not effective at all", 10-"Very effective") (*Significantly different between FY 2022 and FY 2018)*

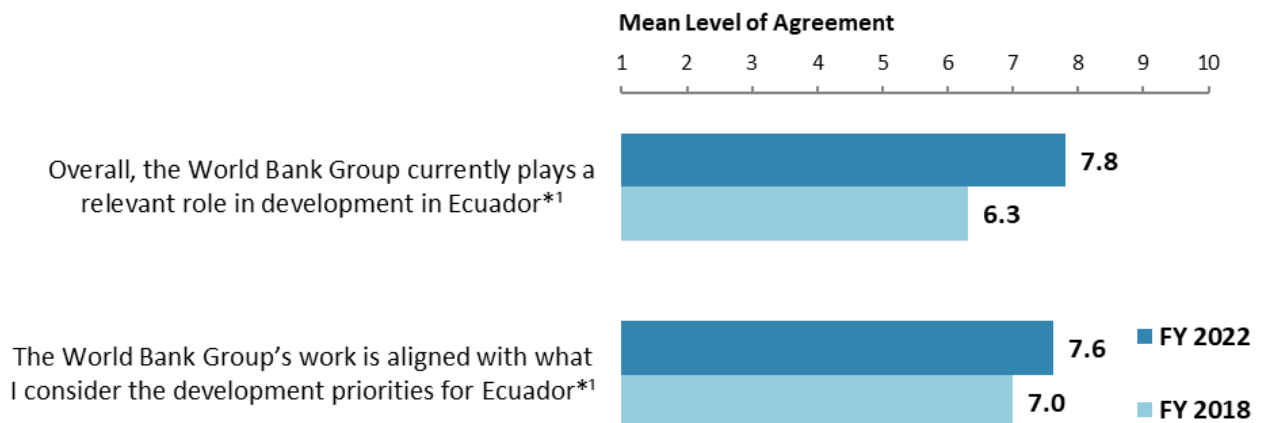
VII. World Bank Group's Work and Engagement on the Ground

Helping the Poorest



"To what extent do you believe that the World Bank Group's work and support help the poorest in Ecuador?"* (Respondents chose from a list.)
 (*Significantly different between FY 2022 and FY 2018)

The World Bank Group's Work in Ecuador

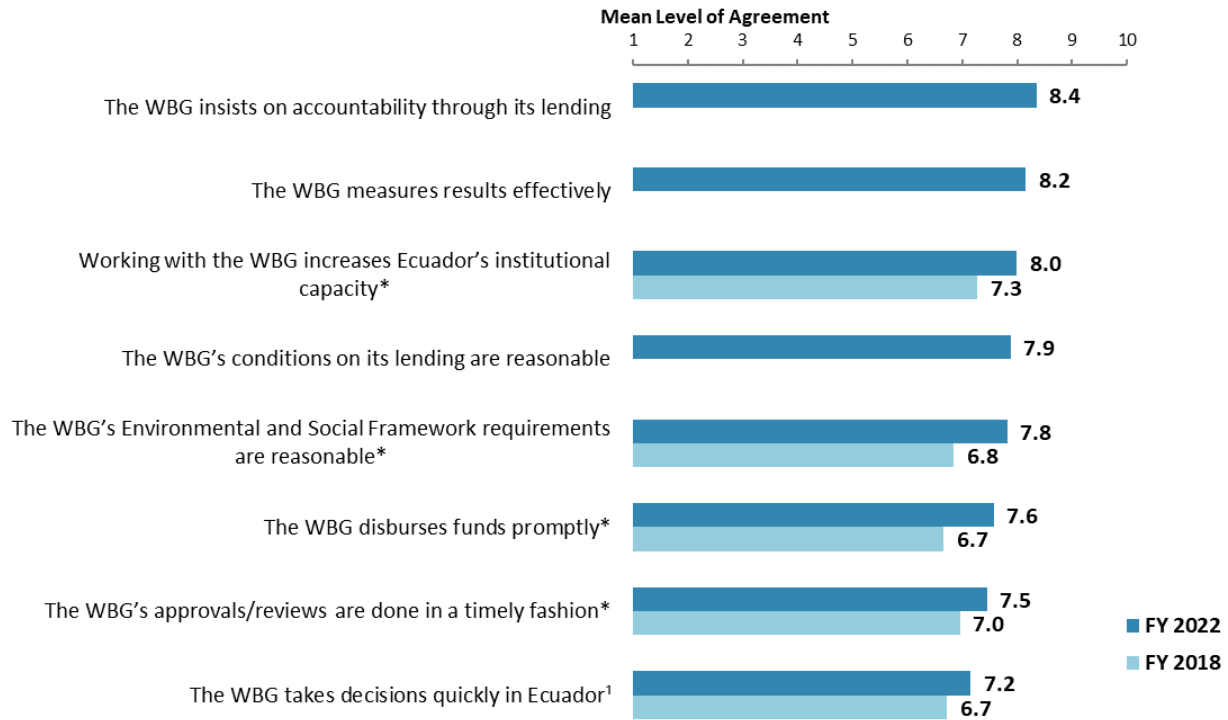


"To what extent do you agree/disagree with the following statements about the World Bank Group's work in Ecuador?" (1-"Strongly disagree", 10-"Strongly agree") ¹Indicator Question



VII. WBG's Work and Engagement on the Ground (continued)

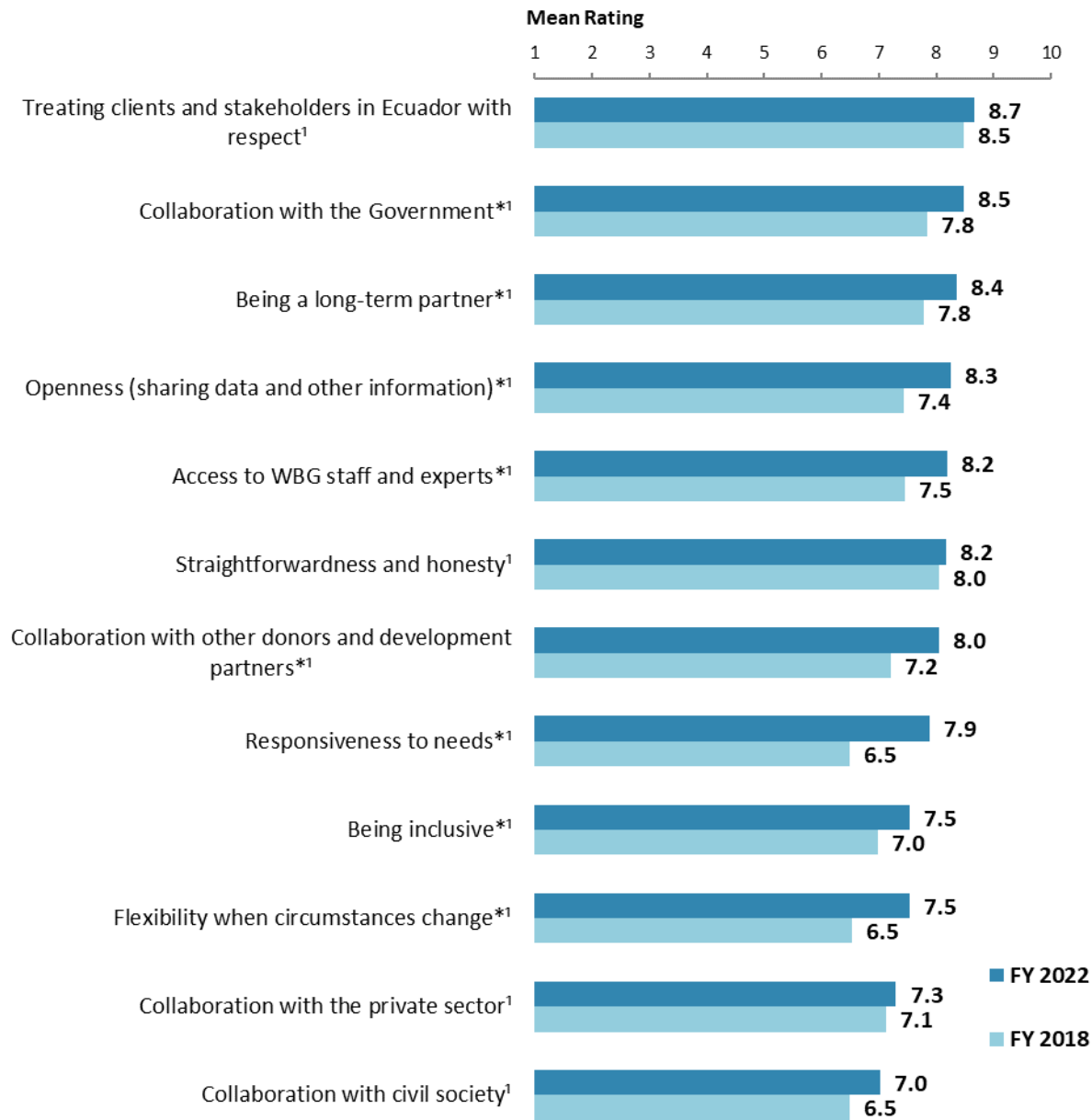
Overall Perceptions



"To what extent do you agree/disagree with the following statements?"
(1-"Strongly disagree", 10-"Strongly agree") 'Indicator Question
*(*Significantly different between FY 2022 and FY 2018)*

VII. WBG's Work and Engagement on the Ground (continued)

The WBG as an Effective Development Partner

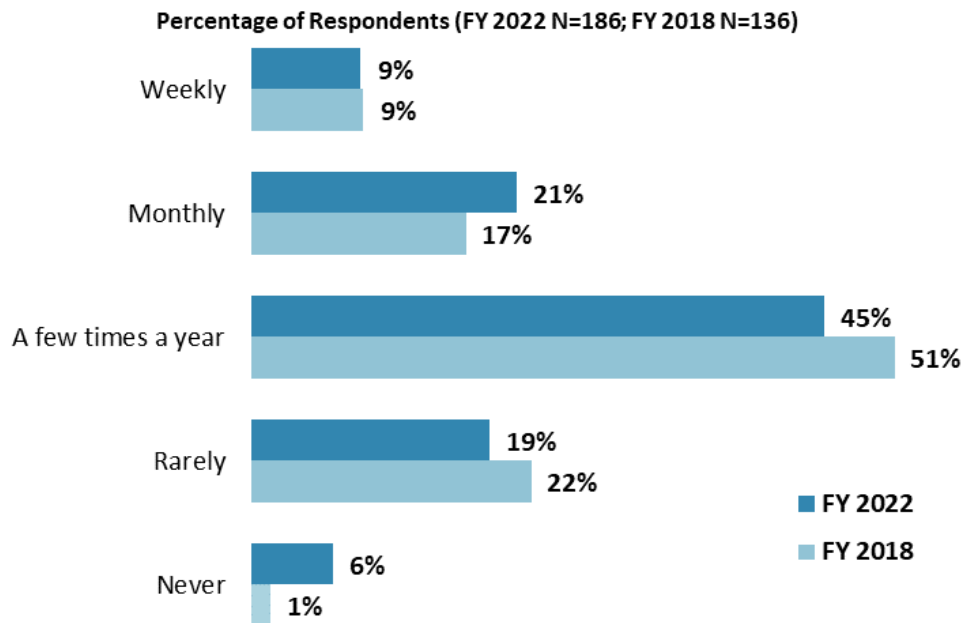


"To what extent is the World Bank Group an effective development partner in Ecuador, in terms of each of the following?" (1-"To no degree at all", 10-"To a very significant degree")

(*Significantly different between FY 2022 and FY 2018) ¹Indicator Question


VIII. World Bank Group's Knowledge and Instruments

Frequency of Consulting WBG Knowledge Work and Activities



"How frequently do you consult World Bank Group's knowledge work and activities in the work you do?"
 (Respondents chose from a list.)
 (Statistically similar between FY 2022 and FY 2018)

Meeting Ecuador's Knowledge Needs (Indicator Question)

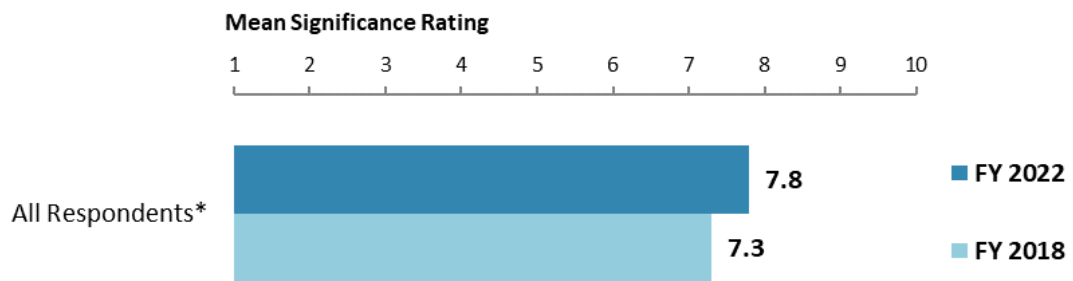


"The World Bank Group meets Ecuador's needs for knowledge services (e.g., research, analysis, data, technical assistance)"
 (1-"Strongly disagree", 10-"Strongly agree")
 (*Significantly different between FY 2022 and FY 2018)



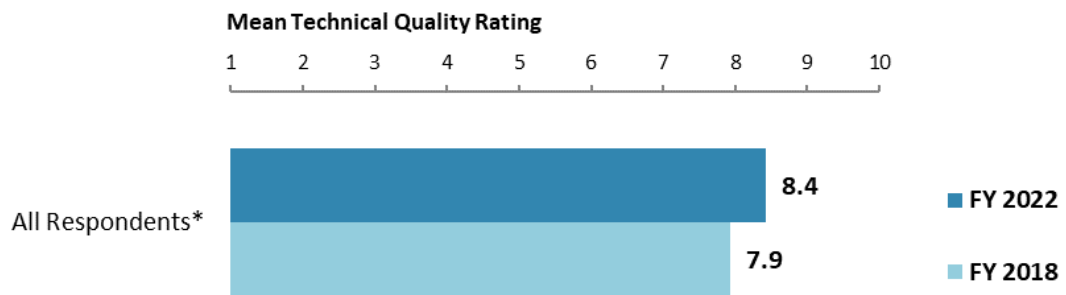
VIII. World Bank Group's Knowledge and Instruments (continued)

Contribution of the WBG's Knowledge Work and Activities (Indicator Question)



"Overall, how significant a contribution do you believe the World Bank Group's knowledge work and activities make to development results in your country?"
(1-"Not significant at all", 10-"Very significant")
(*Significantly different between FY 2022 and FY 2018)

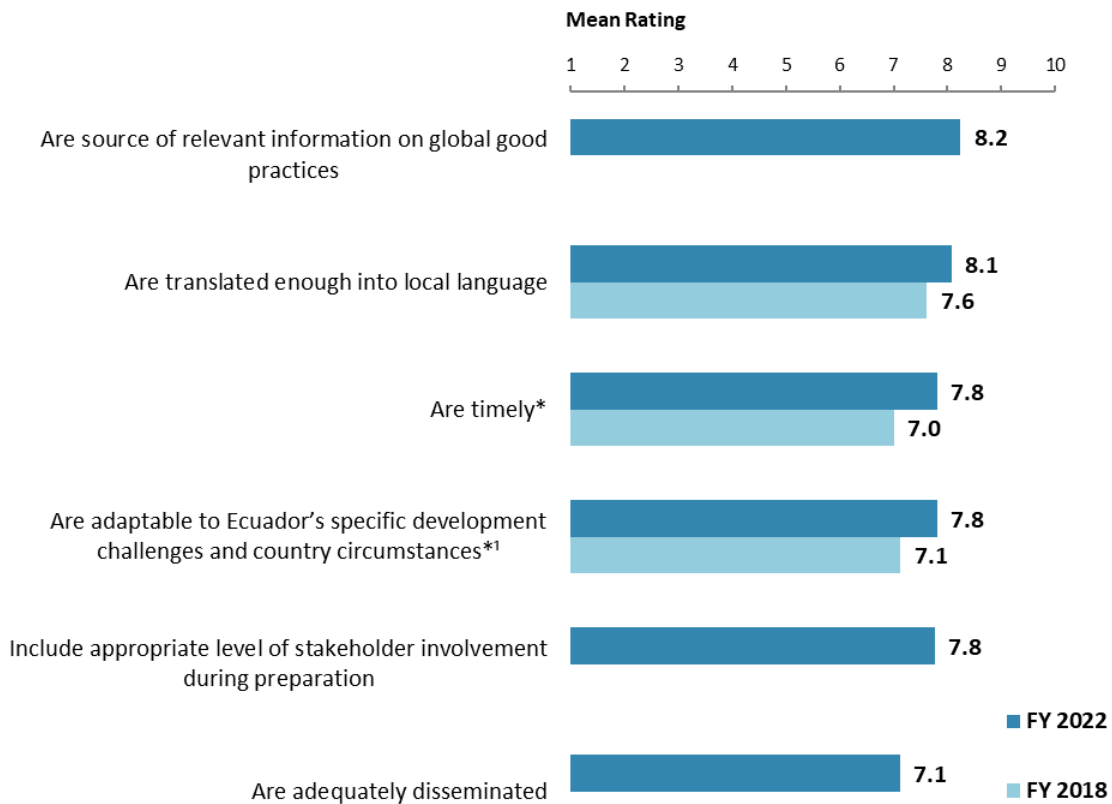
Technical Quality of the WBG's Knowledge Work and Activities (Indicator Question)



"Overall, how would you rate the technical quality of the World Bank Group's knowledge work and activities?"
(1-"Very low technical quality", 10-"Very high technical quality")
(*Significantly different between FY 2022 and FY 2018)

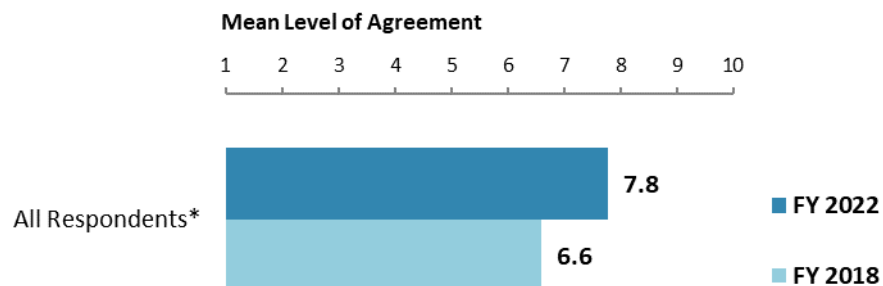
VIII. World Bank Group’s Knowledge and Instruments (continued)

Qualities of the WBG’s Knowledge Work and Activities



"In Ecuador, to what extent do you believe that the World Bank Group’s knowledge work and activities:" (1-"To no degree at all", 10-"To a very significant degree") ¹Indicator Question
(*Significantly different between FY 2022 and FY 2018)

Meeting Ecuador’s Needs for Financial Instruments (Indicator Question)

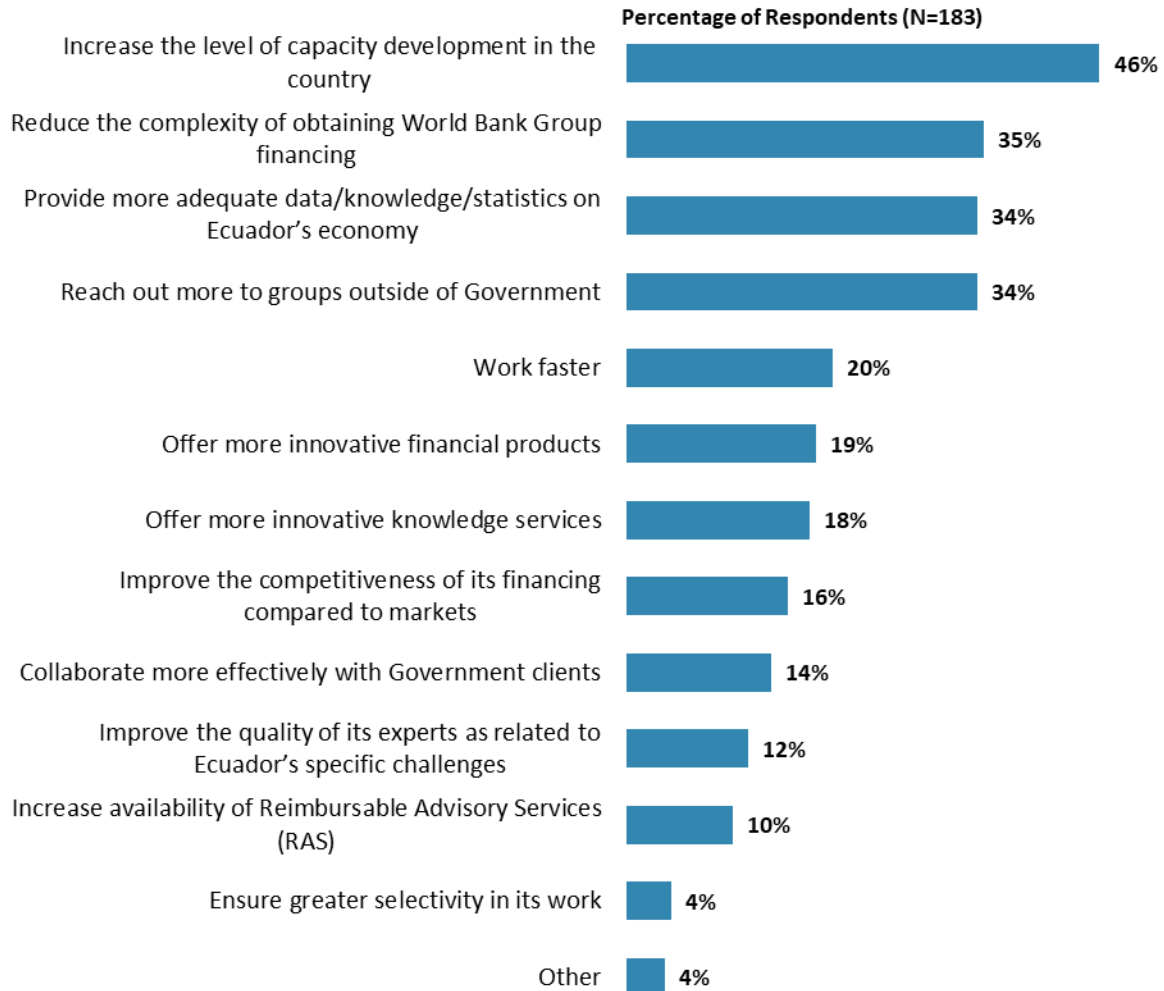


"The World Bank Group’s financial instruments (i.e., investment lending, Development Policy Loan, Trust Funds, Program-for-Results) meet the needs of Ecuador"
(1-"Strongly disagree", 10-"Strongly agree")
(*Significantly different between FY 2022 and FY 2018)



IX. The Future Role of the World Bank Group in Ecuador

Making the World Bank Group of Greater Value



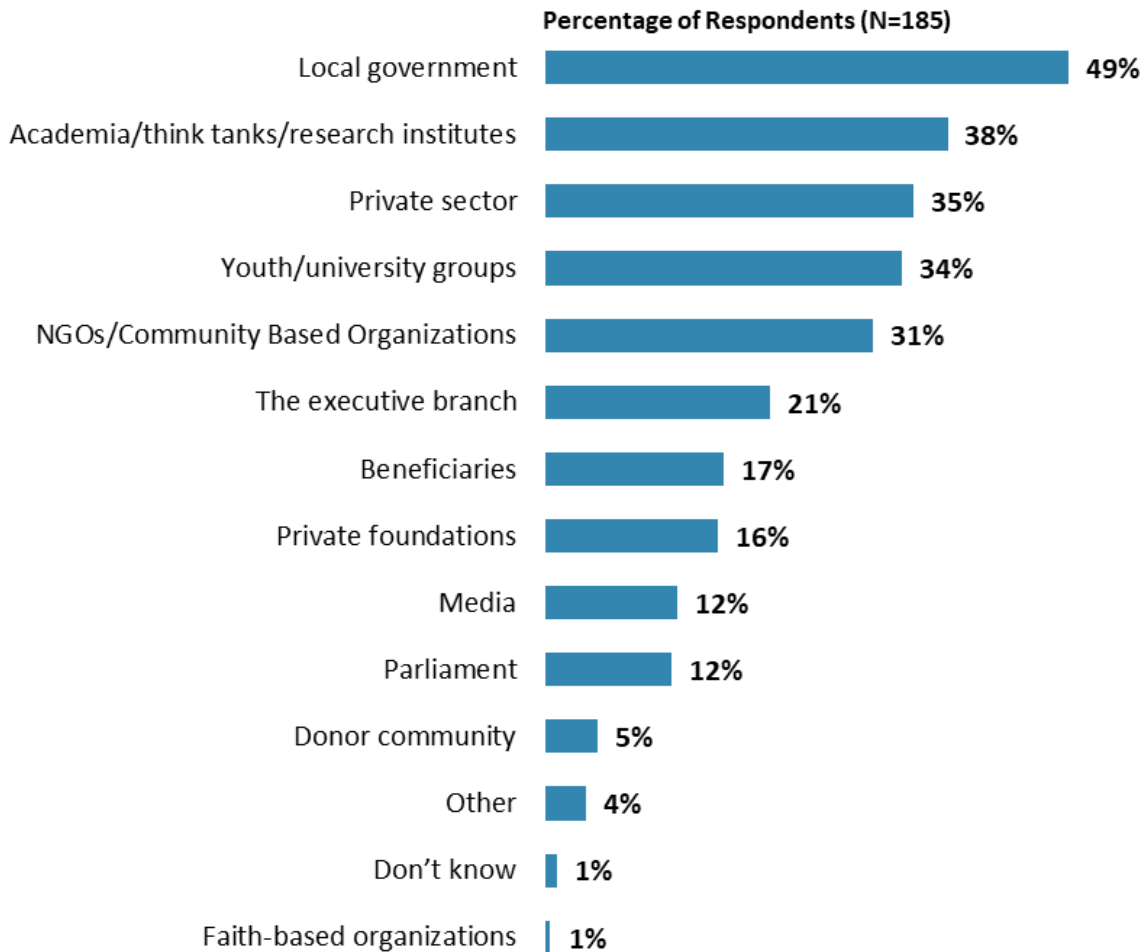
**"Which of the following SHOULD the WBG do to improve its advice and guidance in Ecuador?
(Choose no more than 3)"**

(Respondents chose from a list. Responses combined.)



IX. The Future Role of the WBG in Ecuador (continued)

The World Bank Group Should Collaborate More with ...



"In addition to its regular relations, which THREE of the following should the World Bank Group collaborate with more in Ecuador? (Choose no more than 3)"
(Respondents chose from a list. Responses combined.)

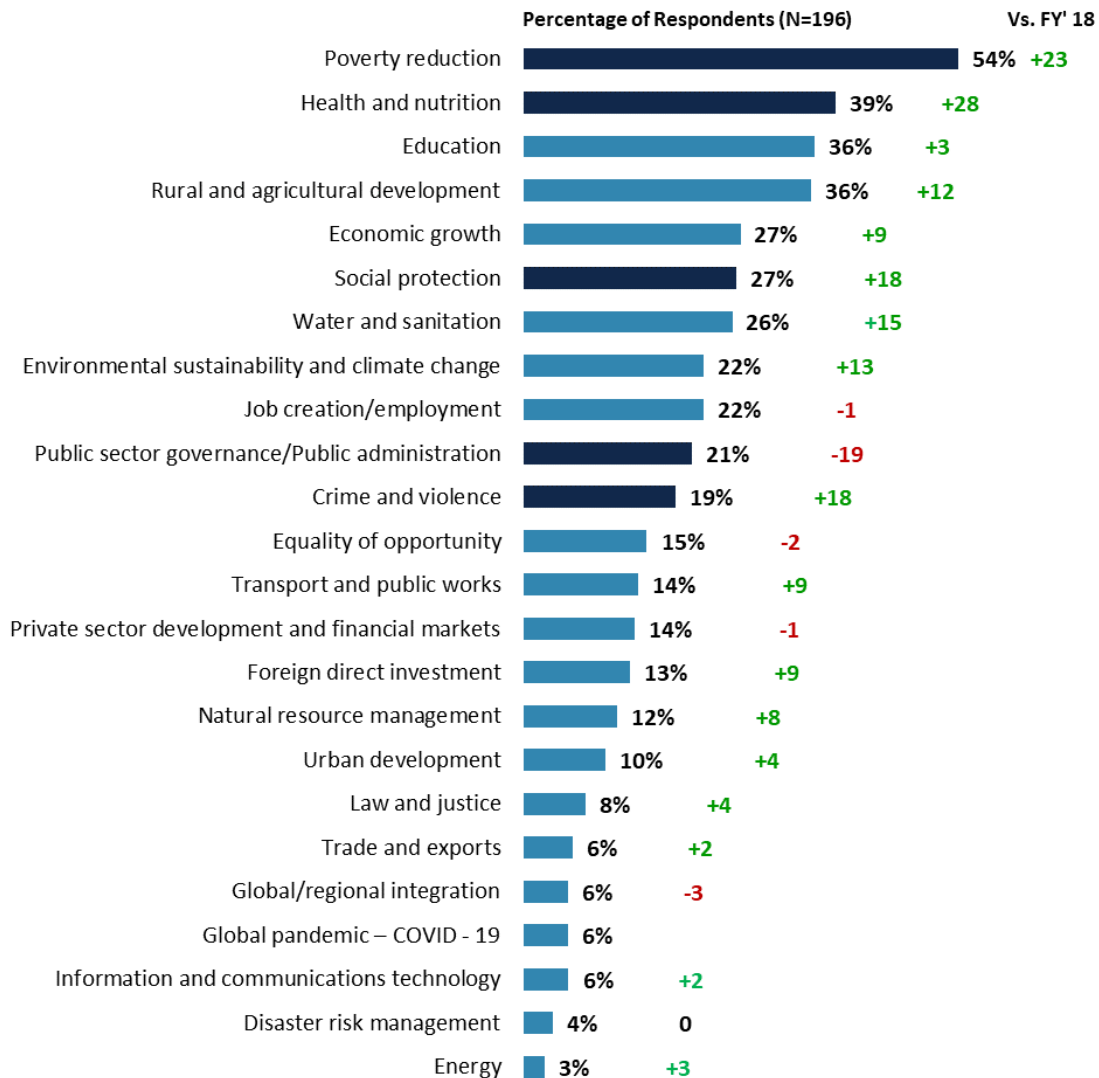


IX. The Future Role of the WBG in Ecuador (continued)

Where the World Bank Group Should Focus its Resources

- **Year comparison:** *Poverty reduction* (54%), *health and nutrition* (39%), *education* (36%), and *rural and agricultural development* (36%) were the top four areas the WBG should prioritize with its resources, according to the respondents. *Health and nutrition* have seen the highest increase in prominence compared to FY' 18, while *public sector governance* has notably decreased from its top position in FY' 18.

The increase across all focus areas can partially be attributed to the change in the methodology³, but the highest increases also suggest a heightened prominence of these areas in Ecuador.



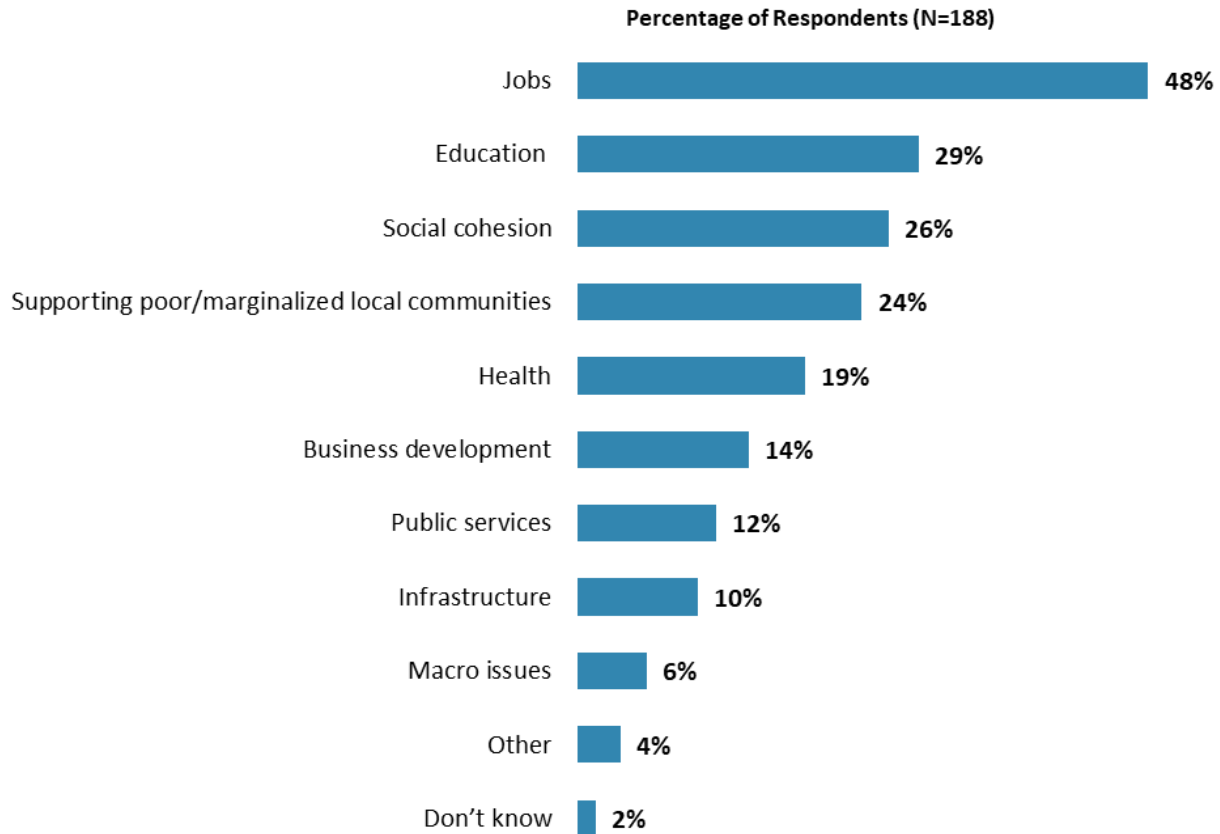
"When thinking about how the World Bank Group can have the most impact on development results in Ecuador, which sectors do you believe the World Bank Group should prioritize with its resources (financial and knowledge services) in Ecuador? (Choose no more than 5)"

(Respondents chose from a list. Responses combined.)

³ In FY' 18, respondents were offered to select up to three priorities from the list, while in FY' 22 – up to five.

IX. The Future Role of the WBG in Ecuador (continued)

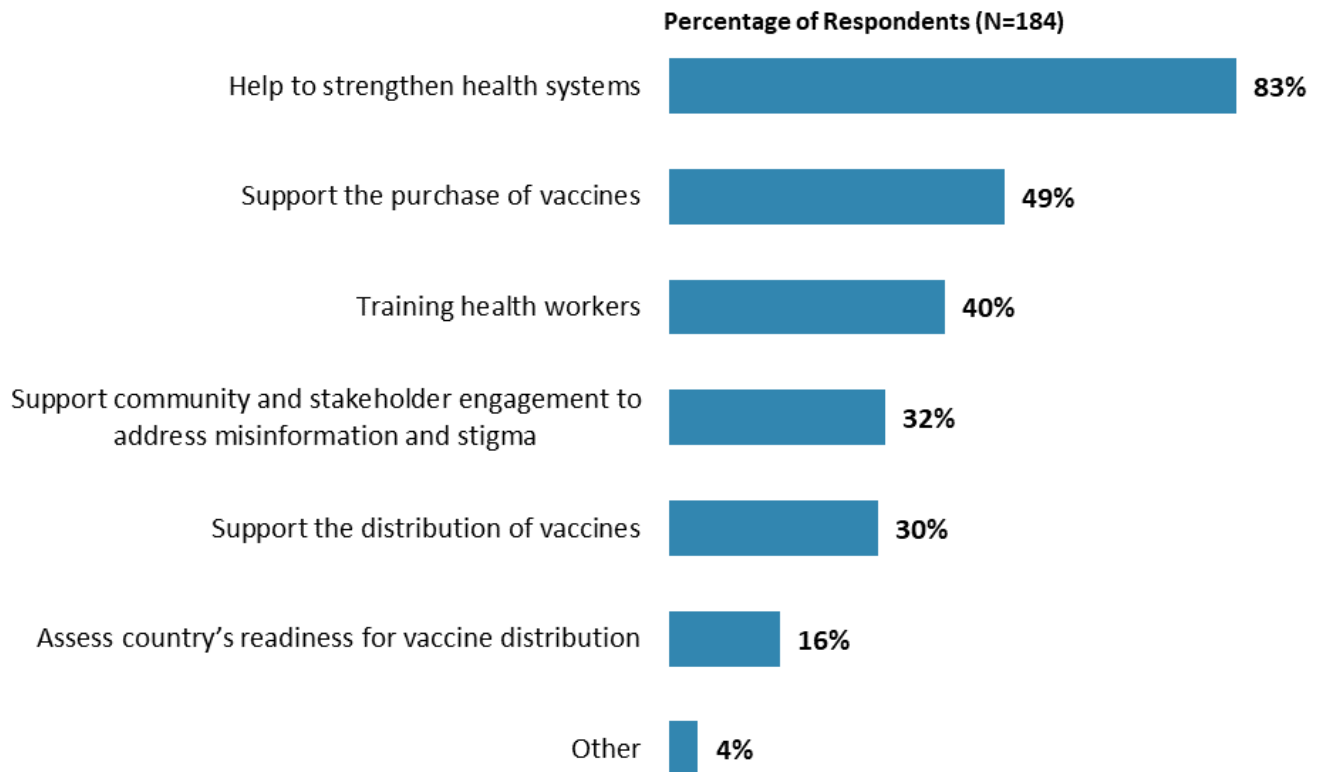
WBG Support related to people in situation of mobility



"In which of the following areas do you believe the World Bank Group should provide most of its resources when it comes to providing support to people in situation of mobility (migrants) in Ecuador? (Choose no more than 2)" (Respondents chose from a list. Responses combined.)

IX. The Future Role of the WBG in Ecuador (continued)

WBG Support related to COVID-19 Pandemic



**"Which THREE areas below would benefit most from the World Bank Group's support to help ensure that Ecuador has fair and equitable access to the vaccines necessary to alter the course of the COVID-19 pandemic?
(Choose no more than 3)"**
(Respondents chose from a list. Responses combined.)

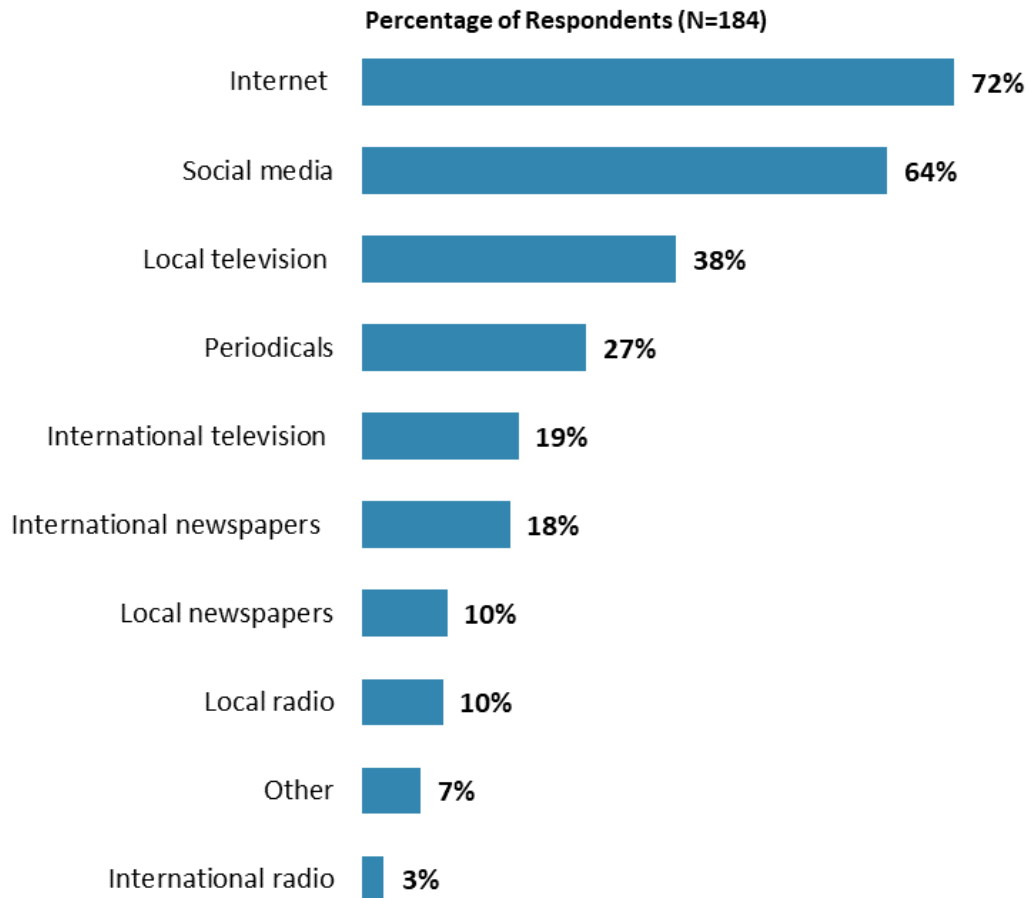


X. Communication and Outreach

Note: When considering the World Bank Group’s future outreach with key constituencies, please see appendix B for selected responses by stakeholder groups.

General Information Sources

- **Year comparison:** Respondents in the FY’18 Country Survey indicated that they got most of their information about economic and social development issues in Ecuador from the “*Periodicals*” (63%), followed by “*internet*” (55%), “*local newspapers*” (24%), and “*social media*” (16%).



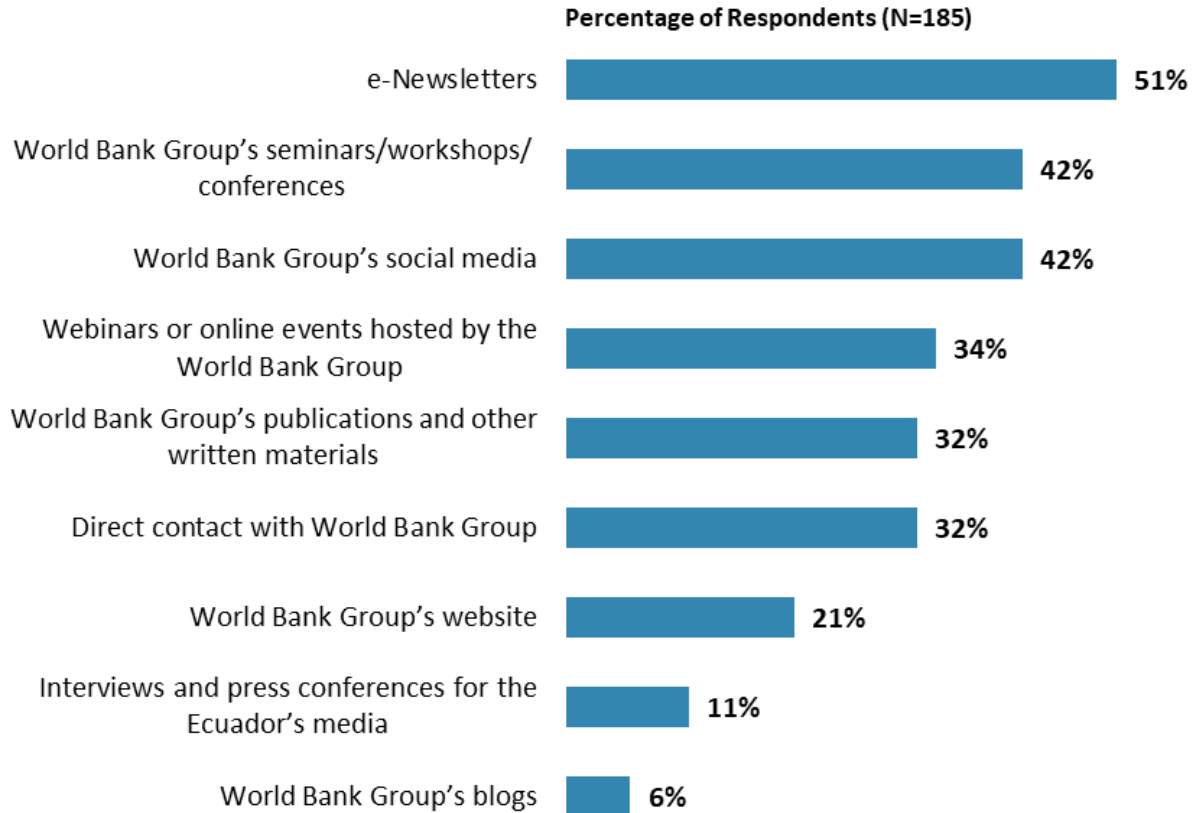
"Which would you say are your MAIN sources of news about economic and social development issues in Ecuador? (Choose no more than 3)"
(Respondents chose from a list. Responses combined.)



X. Communication and Outreach (continued)

Preferred Information Sources

- **Year comparison:** Respondents in the FY'18 Country Survey indicated that they would prefer to receive information from the WBG through “*e-Newsletters*” (47%) and “*WBG’s seminars/workshops/conferences*” (47%), followed by “*direct contact with WBG*” (34%).



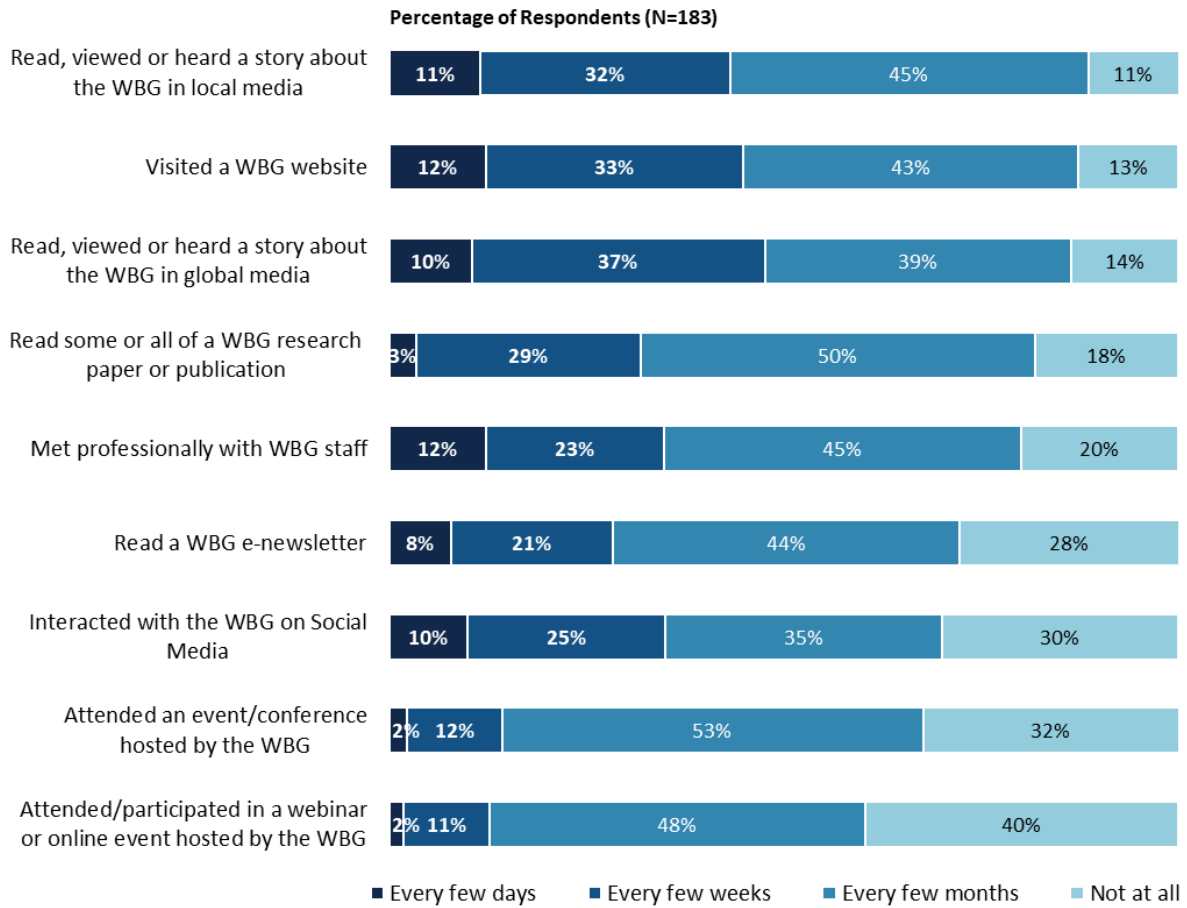
**"How would you prefer to obtain information about the World Bank Group and its work?
(Choose no more than 3)"**

(Respondents chose from a list. Responses combined.)



X. Communication and Outreach (continued)

Frequency of Specific WBG Interactions



"Over the past SIX MONTHS, on average how often did you do any of the following related to the World Bank Group (WBG)?" (Respondents chose from a list.)



Appendix A: Ecuador FY22 COS Questionnaire



World Bank Group Country Survey FY 2022 – Ecuador

The World Bank Group is interested in gauging the views of clients and partners who are either involved in development in Ecuador or who observe activities related to social and economic development. The following survey will give the World Bank Group’s team that works in Ecuador, greater insight into how the Bank’s work is perceived. This is one tool the World Bank Group uses to assess the views of its stakeholders, and to develop more effective strategies that support development in Ecuador.

A local independent firm has been hired to oversee the logistics of this survey. This ensures anonymity and confidentiality. We hope you’ll be candid.

Finally, the survey relates to the World Bank Group’s work. The World Bank Group consists of IBRD, IDA, IFC, MIGA, and ICSID. When responding to the survey, please consider the area of the World Bank Group with which you are most familiar.

To complete the survey, please circle/check the response that most accurately reflects your opinion. We ask you to please answer all questions on the very first page. If you prefer not to answer any question on other pages, please leave it blank. If you feel that you do not have an adequate amount of information on a subject, please check “Don’t know”.

PLEASE NOTE: IN SOME CASES, THE SURVEY WILL ASK FOR A SPECIFIC NUMBER OF RESPONSES. PLEASE DO NOT CHOOSE ANY MORE THAN REQUESTED. IF MORE RESPONSES ARE CHOSEN, DATA CANNOT BE INCLUDED IN ANALYSIS.

**BACKGROUND INFORMATION****Which of the following best describes your current affiliation?
(Select only 1 response)**

| | | | |
|----|---|----|--|
| 1 | Office of the President, Prime Minister | 11 | Multilateral Agency (UN, regional development bank) |
| 2 | Office of a Minister | 12 | Private Sector Organization |
| 3 | Office of a member of Parliament/Legislative body | 13 | Financial Sector/Private Bank |
| 4 | Employee of Ministry, Ministerial Department, Implementation Agency | 14 | Private Foundation (e.g., Bill & Melinda Gates Foundation, Rockefeller Foundation) |
| 5 | Project Management Unit (PMU) overseeing implementation of WBG project/ Consultant/Contractor working on WBG supported project/program | 15 | NGO/Community Based Organization |
| 6 | Local Government Office or Staff | 16 | Professional/Trade association |
| 7 | Independent Government Institution (i.e., regulatory agency, central bank/oversight institution) | 17 | Youth Group |
| 8 | Judicial System (e.g., courts) | 18 | Academia/Research Institute/Think Tank |
| 9 | State-Owned Enterprise | 19 | Media (press, radio, TV, web, etc.) |
| 10 | Bilateral Agency (e.g., embassy, diplomatic, military) | 20 | Other (please specify): _____ |

Currently, do you professionally collaborate/work with the World Bank Group (IBRD, IFC, MIGA, ICSID) in your country? (If you answered NO to this question, please proceed to the next page)

| | |
|---|-----|
| 1 | Yes |
| 2 | No |

If yes, which of the following agencies of the World Bank Group do you primarily collaborate/work with in Ecuador? (Select only 1 response)

| | |
|---|--|
| 1 | The World Bank (IBRD) |
| 2 | The International Finance Corporation (IFC) |
| 3 | The Multilateral Investment Guarantee Agency (MIGA) |
| 4 | International Centre for Settlement of Investment Disputes (ICSID) |

**SECTION A: OVERALL CONTEXT**

A1. Please identify which of the following development priorities you consider the most important in Ecuador. (Choose no more than 5)

| | | | |
|----|--|----|---|
| 1 | Global pandemic – COVID - 19 | 13 | Poverty reduction |
| 2 | Rural and agricultural development | 14 | Water and sanitation |
| 3 | Environmental sustainability and climate change (e.g., mitigation, adaptation) | 15 | Energy |
| 4 | Global/regional integration | 16 | Transport and public works (e.g., roads, bridges, transportation) |
| 5 | Private sector development and financial markets | 17 | Crime and violence |
| 6 | Foreign direct investment | 18 | Trade and exports |
| 7 | Economic growth | 19 | Job creation/employment |
| 8 | Social protection (e.g., pensions, targeted social assistance) | 20 | Law and justice (e.g., judicial system) |
| 9 | Public sector governance/Public administration (i.e., government effectiveness, public financial management, public expenditure, fiscal system reform, regulatory framework) | 21 | Natural resource management (e.g., oil, gas, mining) |
| 10 | Equality of opportunity (i.e., equity, gender equity) | 22 | Disaster risk management |
| 11 | Health and nutrition | 23 | Information and communications technology |
| 12 | Education | 24 | Urban development |

A2. When economic and/or social reform efforts fail or are slow to take place in Ecuador, which of the following would you attribute this to? (Choose no more than 2)

| | |
|----|--|
| 1 | Inadequate private sector participation |
| 2 | Disagreements with the National Assembly |
| 3 | Inadequate donor coordination |
| 4 | Corruption |
| 5 | Inadequate citizen/civil society participation |
| 6 | Political pressures and obstacles |
| 7 | Pressure from outside interest groups (e.g., private sector, unions) |
| 8 | Reforms are not well thought out in light of country challenges |
| 9 | Inadequate government accountability |
| 10 | Inadequate capacity in the government |
| 11 | Other (please specify): _____ |

**SECTION A: OVERALL CONTEXT**

| A3. To what extent, do you trust each of the following groups to do what is right? | | | | | | | | | | | | |
|---|--|---------------------|---|---|---|---|------------------------------|---|---|---|----|--------------------------|
| | | To no degree at all | | | | | To a very significant degree | | | | | Don't know |
| | | 1 | 2 | 3 | 4 | 5 | 6 | 7 | 8 | 9 | 10 | <input type="checkbox"/> |
| 1 | The national government | 1 | 2 | 3 | 4 | 5 | 6 | 7 | 8 | 9 | 10 | <input type="checkbox"/> |
| 2 | Parliament/legislative branch | 1 | 2 | 3 | 4 | 5 | 6 | 7 | 8 | 9 | 10 | <input type="checkbox"/> |
| 3 | Bilateral organizations (e.g., JICA, GIZ, USAID) | 1 | 2 | 3 | 4 | 5 | 6 | 7 | 8 | 9 | 10 | <input type="checkbox"/> |
| 4 | The World Bank Group | 1 | 2 | 3 | 4 | 5 | 6 | 7 | 8 | 9 | 10 | <input type="checkbox"/> |
| 5 | The International Monetary Fund | 1 | 2 | 3 | 4 | 5 | 6 | 7 | 8 | 9 | 10 | <input type="checkbox"/> |
| 6 | The United Nations (UN) | 1 | 2 | 3 | 4 | 5 | 6 | 7 | 8 | 9 | 10 | <input type="checkbox"/> |
| 7 | The World Health Organization (WHO) | 1 | 2 | 3 | 4 | 5 | 6 | 7 | 8 | 9 | 10 | <input type="checkbox"/> |
| 8 | Regional development banks | 1 | 2 | 3 | 4 | 5 | 6 | 7 | 8 | 9 | 10 | <input type="checkbox"/> |
| 9 | Ecuador's Central Bank | 1 | 2 | 3 | 4 | 5 | 6 | 7 | 8 | 9 | 10 | <input type="checkbox"/> |
| 10 | Private sector | 1 | 2 | 3 | 4 | 5 | 6 | 7 | 8 | 9 | 10 | <input type="checkbox"/> |
| 11 | International civil society (e.g., NGOs, CBOs) | 1 | 2 | 3 | 4 | 5 | 6 | 7 | 8 | 9 | 10 | <input type="checkbox"/> |
| 12 | Domestic civil society (e.g., NGOs, CBOs) | 1 | 2 | 3 | 4 | 5 | 6 | 7 | 8 | 9 | 10 | <input type="checkbox"/> |
| 13 | Youth organizations | 1 | 2 | 3 | 4 | 5 | 6 | 7 | 8 | 9 | 10 | <input type="checkbox"/> |
| 14 | Domestic traditional media and their web presence (e.g., newspapers, TV stations, radio) | 1 | 2 | 3 | 4 | 5 | 6 | 7 | 8 | 9 | 10 | <input type="checkbox"/> |
| 15 | International media and their web presence | 1 | 2 | 3 | 4 | 5 | 6 | 7 | 8 | 9 | 10 | <input type="checkbox"/> |
| 16 | Web based media (i.e., blogs, social media, other web-based news, and information sources) | 1 | 2 | 3 | 4 | 5 | 6 | 7 | 8 | 9 | 10 | <input type="checkbox"/> |

**SECTION B: OVERALL ATTITUDES TOWARD THE WORLD BANK GROUP**

| B1. How familiar are you with the work of these organizations in Ecuador? | | Not familiar at all | | | | | | | | | | Extremely familiar | |
|--|---|---------------------|---|---|---|---|---|---|---|---|----|--------------------|--|
| | | 1 | 2 | 3 | 4 | 5 | 6 | 7 | 8 | 9 | 10 | | |
| 1 | The World Bank Group | 1 | 2 | 3 | 4 | 5 | 6 | 7 | 8 | 9 | 10 | | |
| 2 | The Inter-American Development Bank (IDB/BID) | 1 | 2 | 3 | 4 | 5 | 6 | 7 | 8 | 9 | 10 | | |
| 3 | The Latin American Development Bank (CAF) | 1 | 2 | 3 | 4 | 5 | 6 | 7 | 8 | 9 | 10 | | |
| 4 | European Investment Bank | 1 | 2 | 3 | 4 | 5 | 6 | 7 | 8 | 9 | 10 | | |

| To what extent do you agree/disagree with the following statements about the World Bank Group's work in Ecuador? | | Strongly disagree | | | | | | | | | | Strongly agree | | Don't know |
|---|--|-------------------|---|---|---|---|---|---|---|---|----|----------------|--|--------------------------|
| | | 1 | 2 | 3 | 4 | 5 | 6 | 7 | 8 | 9 | 10 | | | |
| B2 | Overall, the World Bank Group currently plays a relevant role in development in Ecuador | 1 | 2 | 3 | 4 | 5 | 6 | 7 | 8 | 9 | 10 | | | <input type="checkbox"/> |
| B3 | The World Bank Group's work is aligned with what I consider the development priorities for Ecuador | 1 | 2 | 3 | 4 | 5 | 6 | 7 | 8 | 9 | 10 | | | <input type="checkbox"/> |

| B4. Overall, please rate your impression of the effectiveness of these organizations in Ecuador. | | Not effective at all | | | | | | | | | | Very effective | | Don't know |
|---|---|----------------------|---|---|---|---|---|---|---|---|----|----------------|--|--------------------------|
| | | 1 | 2 | 3 | 4 | 5 | 6 | 7 | 8 | 9 | 10 | | | |
| 1 | The World Bank Group | 1 | 2 | 3 | 4 | 5 | 6 | 7 | 8 | 9 | 10 | | | <input type="checkbox"/> |
| 2 | The Inter-American Development Bank (IDB/BID) | 1 | 2 | 3 | 4 | 5 | 6 | 7 | 8 | 9 | 10 | | | <input type="checkbox"/> |
| 3 | The Latin American Development Bank (CAF) | 1 | 2 | 3 | 4 | 5 | 6 | 7 | 8 | 9 | 10 | | | <input type="checkbox"/> |
| 4 | European Investment Bank | 1 | 2 | 3 | 4 | 5 | 6 | 7 | 8 | 9 | 10 | | | <input type="checkbox"/> |

| B5. To what extent does the World Bank Group's work help to achieve development results in Ecuador? | | | | | | | | | | | | | |
|--|--|---------------------|---|---|---|---|---|---|---|---|------------------------------|--------------------------|------------|
| | | 1 | 2 | 3 | 4 | 5 | 6 | 7 | 8 | 9 | 10 | | |
| | | | | | | | | | | | | <input type="checkbox"/> | |
| | | To no degree at all | | | | | | | | | To a very significant degree | | Don't know |

| B6. To what extent do you believe that the World Bank Group's work and support help the poorest in Ecuador? (Select only 1 response) | |
|---|-----------------------------------|
| 1 | To a fully sufficient degree |
| 2 | To a somewhat sufficient degree |
| 3 | To a somewhat insufficient degree |
| 4 | To a very insufficient degree |
| 5 | Don't know |

**SECTION B: OVERALL ATTITUDES TOWARD THE WORLD BANK GROUP****B7. When thinking about the World Bank Group’s role in Ecuador, which activity do you VALUE the most? (Choose no more than 2)**

| | |
|----|---|
| 1 | Global advocacy |
| 2 | Informal advice that World Bank Group’s staff provides (e.g., memos, short evidence notes, informal discussions and emails) |
| 3 | Bringing together different groups of stakeholders |
| 4 | Mobilizing third party financial resources |
| 5 | Formal policy advice, studies, analyses |
| 6 | Promoting knowledge sharing |
| 7 | Financial resources |
| 8 | Data and statistics |
| 9 | Implementation support |
| 10 | Technical assistance |
| 11 | Donor coordination |
| 12 | Capacity development related to World Bank Group supported projects |
| 13 | Other (please specify): _____ |

B8. When thinking about how the World Bank Group can have the most impact on development results in Ecuador, which sectors do you believe the World Bank Group should prioritize with its resources (financial and knowledge services) in Ecuador? (Choose no more than 5)

| | | | |
|----|---|----|--|
| 1 | Social protection (e.g., pensions, targeted social assistance) | 13 | Poverty reduction |
| 2 | Crime and violence | 14 | Global pandemic – COVID - 19 |
| 3 | Urban development | 15 | Energy |
| 4 | Global/regional integration | 16 | Education |
| 5 | Private sector development and financial markets | 17 | Environmental sustainability and climate change (e.g., mitigation, adaptation) |
| 6 | Foreign direct investment | 18 | Trade and exports |
| 7 | Water and sanitation | 19 | Job creation/employment |
| 8 | Natural resource management (e.g., oil, gas, mining) | 20 | Economic growth |
| 9 | Rural and agricultural development | 21 | Law and justice (e.g., judicial system) |
| 10 | Transport and public works (e.g., roads, bridges, transportation) | 22 | Public sector governance/Public administration (i.e., government effectiveness, public financial management, public expenditure, fiscal system reform, regulatory framework) |
| 11 | Equality of opportunity (i.e., equity, gender equity) | 23 | Disaster risk management |
| 12 | Health and nutrition | 24 | Information and communications technology |

**SECTION B: OVERALL ATTITUDES TOWARD THE WORLD BANK GROUP****B9. What do you immediately think of when you hear about the IFC?
(Choose no more than 3)**

| | | | |
|---|---------------------------------|----|-------------------------------------|
| 1 | Innovation and entrepreneurship | 9 | Asset manager |
| 2 | World Bank | 10 | Multi-lateral financial institution |
| 3 | Public-private partnerships | 11 | Financial advisory solutions |
| 4 | Development institution | 12 | Impact investor |
| 5 | Investment bank | 13 | None of the above |
| 6 | Private sector solutions | 14 | Don't know |
| 7 | Thought leader | 15 | Other (please specify): _____ |
| 8 | Venture capital | | |

**SECTION C: WORLD BANK GROUP'S WORK AND ENGAGEMENT ON THE GROUND**

| C1. To what extent do you believe the World Bank Group's staff is well prepared (e.g., skills mix and knowledge) to help Ecuador solve its most complicated development challenges? | | | | | | | | | | | |
|--|---|---|---|---|---|---|---|---|------------------------------|--|--------------------------|
| 1 | 2 | 3 | 4 | 5 | 6 | 7 | 8 | 9 | 10 | | <input type="checkbox"/> |
| To no degree at all | | | | | | | | | To a very significant degree | | Don't know |

| To what extent is the World Bank Group an effective development partner in Ecuador, in terms of each of the following? | | | | | | | | | | | | |
|---|---|---------------------|---|---|---|---|------------------------------|---|---|---|----|--------------------------|
| | | To no degree at all | | | | | To a very significant degree | | | | | Don't know |
| C2 | Collaboration with the private sector | 1 | 2 | 3 | 4 | 5 | 6 | 7 | 8 | 9 | 10 | <input type="checkbox"/> |
| C3 | Being inclusive | 1 | 2 | 3 | 4 | 5 | 6 | 7 | 8 | 9 | 10 | <input type="checkbox"/> |
| C4 | Straightforwardness and honesty | 1 | 2 | 3 | 4 | 5 | 6 | 7 | 8 | 9 | 10 | <input type="checkbox"/> |
| C5 | Access to WBG staff and experts | 1 | 2 | 3 | 4 | 5 | 6 | 7 | 8 | 9 | 10 | <input type="checkbox"/> |
| C6 | Being a long-term partner | 1 | 2 | 3 | 4 | 5 | 6 | 7 | 8 | 9 | 10 | <input type="checkbox"/> |
| C7 | Responsiveness to needs | 1 | 2 | 3 | 4 | 5 | 6 | 7 | 8 | 9 | 10 | <input type="checkbox"/> |
| C8 | Collaboration with the Government | 1 | 2 | 3 | 4 | 5 | 6 | 7 | 8 | 9 | 10 | <input type="checkbox"/> |
| C9 | Flexibility when circumstances change | 1 | 2 | 3 | 4 | 5 | 6 | 7 | 8 | 9 | 10 | <input type="checkbox"/> |
| C10 | Collaboration with civil society | 1 | 2 | 3 | 4 | 5 | 6 | 7 | 8 | 9 | 10 | <input type="checkbox"/> |
| C11 | Treating clients and stakeholders in Ecuador with respect | 1 | 2 | 3 | 4 | 5 | 6 | 7 | 8 | 9 | 10 | <input type="checkbox"/> |
| C12 | Openness (sharing data and other information) | 1 | 2 | 3 | 4 | 5 | 6 | 7 | 8 | 9 | 10 | <input type="checkbox"/> |
| C13 | Collaboration with other donors and development partners | 1 | 2 | 3 | 4 | 5 | 6 | 7 | 8 | 9 | 10 | <input type="checkbox"/> |

| To what extent do you agree/disagree with the following statements? | | | | | | | | | | | | |
|--|--|-------------------|---|---|---|---|----------------|---|---|---|----|--------------------------|
| | | Strongly disagree | | | | | Strongly agree | | | | | Don't know |
| C14 | The World Bank Group takes decisions quickly in Ecuador | 1 | 2 | 3 | 4 | 5 | 6 | 7 | 8 | 9 | 10 | <input type="checkbox"/> |
| C15 | The World Bank Group's approvals and reviews are done in a timely fashion | 1 | 2 | 3 | 4 | 5 | 6 | 7 | 8 | 9 | 10 | <input type="checkbox"/> |
| C16 | The World Bank Group's conditions on its lending are reasonable | 1 | 2 | 3 | 4 | 5 | 6 | 7 | 8 | 9 | 10 | <input type="checkbox"/> |
| C17 | The World Bank Group disburses funds promptly | 1 | 2 | 3 | 4 | 5 | 6 | 7 | 8 | 9 | 10 | <input type="checkbox"/> |
| C18 | The World Bank Group's Environmental and Social Framework requirements are reasonable | 1 | 2 | 3 | 4 | 5 | 6 | 7 | 8 | 9 | 10 | <input type="checkbox"/> |
| C19 | The World Bank Group insists on accountability through its lending (e.g., performance-based financing/resources tied to results) | 1 | 2 | 3 | 4 | 5 | 6 | 7 | 8 | 9 | 10 | <input type="checkbox"/> |
| C20 | The World Bank Group measures results effectively | 1 | 2 | 3 | 4 | 5 | 6 | 7 | 8 | 9 | 10 | <input type="checkbox"/> |
| C21 | Working with the World Bank Group increases Ecuador's institutional capacity | 1 | 2 | 3 | 4 | 5 | 6 | 7 | 8 | 9 | 10 | <input type="checkbox"/> |

**SECTION C: WORLD BANK GROUP'S WORK AND ENGAGEMENT ON THE GROUND**

| To what extent do you agree/disagree with the following statements about the World Bank Group in Ecuador? | | | | | | | | | | | | | |
|---|--|-------------------|---|---|---|---|---|---|---|---|----|----------------|--------------------------|
| | | Strongly disagree | | | | | | | | | | Strongly agree | Don't know |
| | | 1 | 2 | 3 | 4 | 5 | 6 | 7 | 8 | 9 | 10 | | <input type="checkbox"/> |
| C22 | The World Bank Group's financial instruments (i.e., investment lending, Development Policy Loan, Trust Funds, Program-for-Results) meet the needs of Ecuador | | | | | | | | | | | | <input type="checkbox"/> |
| C23 | The World Bank Group meets Ecuador's needs for knowledge services (e.g., research, analysis, data, technical assistance) | | | | | | | | | | | | <input type="checkbox"/> |

C24. In which of the following areas do you believe the World Bank Group should provide most of its resources when it comes to providing support to people in situation of mobility (migrants) in Ecuador? (Choose no more than 2)

| | |
|----|---|
| 1 | Infrastructure |
| 2 | Social cohesion |
| 3 | Education |
| 4 | Supporting poor and marginalized local communities |
| 5 | Business development |
| 6 | Public services |
| 7 | Jobs |
| 8 | Health |
| 9 | Macro issues (fiscal accounts, balance of payments, etc.) |
| 10 | Other (please specify): _____ |
| 11 | Don't know |

**SECTION D: WORLD BANK GROUP'S SUPPORT IN DEVELOPMENT AREAS**

D1. How EFFECTIVE do you believe the World Bank Group is in terms of the work it does in the following areas of development in Ecuador? (If you have NO exposure to/experience in working in any of the sectors listed below, please respond "Don't know")

| | | Not effective at all | | | | | | | | | | Very effective | Don't know |
|----|--|----------------------|---|---|---|---|---|---|---|---|----|--------------------------|------------|
| | | 1 | 2 | 3 | 4 | 5 | 6 | 7 | 8 | 9 | 10 | | |
| 1 | Social protection (e.g., pensions, targeted social assistance) | 1 | 2 | 3 | 4 | 5 | 6 | 7 | 8 | 9 | 10 | <input type="checkbox"/> | |
| 2 | Public sector governance/Public administration (i.e., government effectiveness, public financial management, public expenditure, fiscal system reform, regulatory framework) | 1 | 2 | 3 | 4 | 5 | 6 | 7 | 8 | 9 | 10 | <input type="checkbox"/> | |
| 3 | Global/regional integration | 1 | 2 | 3 | 4 | 5 | 6 | 7 | 8 | 9 | 10 | <input type="checkbox"/> | |
| 4 | Global pandemic – COVID - 19 | 1 | 2 | 3 | 4 | 5 | 6 | 7 | 8 | 9 | 10 | <input type="checkbox"/> | |
| 5 | Private sector development and financial markets | 1 | 2 | 3 | 4 | 5 | 6 | 7 | 8 | 9 | 10 | <input type="checkbox"/> | |
| 6 | Foreign direct investment | 1 | 2 | 3 | 4 | 5 | 6 | 7 | 8 | 9 | 10 | <input type="checkbox"/> | |
| 7 | Water and sanitation | 1 | 2 | 3 | 4 | 5 | 6 | 7 | 8 | 9 | 10 | <input type="checkbox"/> | |
| 8 | Job creation/employment | 1 | 2 | 3 | 4 | 5 | 6 | 7 | 8 | 9 | 10 | <input type="checkbox"/> | |
| 9 | Rural and agricultural development | 1 | 2 | 3 | 4 | 5 | 6 | 7 | 8 | 9 | 10 | <input type="checkbox"/> | |
| 10 | Urban development | 1 | 2 | 3 | 4 | 5 | 6 | 7 | 8 | 9 | 10 | <input type="checkbox"/> | |
| 11 | Equality of opportunity (i.e., equity, gender equity) | 1 | 2 | 3 | 4 | 5 | 6 | 7 | 8 | 9 | 10 | <input type="checkbox"/> | |
| 12 | Health and nutrition | 1 | 2 | 3 | 4 | 5 | 6 | 7 | 8 | 9 | 10 | <input type="checkbox"/> | |
| 13 | Education | 1 | 2 | 3 | 4 | 5 | 6 | 7 | 8 | 9 | 10 | <input type="checkbox"/> | |
| 14 | Poverty reduction | 1 | 2 | 3 | 4 | 5 | 6 | 7 | 8 | 9 | 10 | <input type="checkbox"/> | |
| 15 | Energy | 1 | 2 | 3 | 4 | 5 | 6 | 7 | 8 | 9 | 10 | <input type="checkbox"/> | |
| 16 | Transport and public works (e.g., roads, bridges, transportation) | 1 | 2 | 3 | 4 | 5 | 6 | 7 | 8 | 9 | 10 | <input type="checkbox"/> | |
| 17 | Environmental sustainability and climate change (e.g., mitigation, adaptation) | 1 | 2 | 3 | 4 | 5 | 6 | 7 | 8 | 9 | 10 | <input type="checkbox"/> | |
| 18 | Trade and exports | 1 | 2 | 3 | 4 | 5 | 6 | 7 | 8 | 9 | 10 | <input type="checkbox"/> | |
| 19 | Crime and violence | 1 | 2 | 3 | 4 | 5 | 6 | 7 | 8 | 9 | 10 | <input type="checkbox"/> | |
| 20 | Economic growth | 1 | 2 | 3 | 4 | 5 | 6 | 7 | 8 | 9 | 10 | <input type="checkbox"/> | |
| 21 | Law and justice (e.g., judicial system) | 1 | 2 | 3 | 4 | 5 | 6 | 7 | 8 | 9 | 10 | <input type="checkbox"/> | |
| 22 | Natural resource management (e.g., oil, gas, mining) | 1 | 2 | 3 | 4 | 5 | 6 | 7 | 8 | 9 | 10 | <input type="checkbox"/> | |
| 23 | Disaster risk management | 1 | 2 | 3 | 4 | 5 | 6 | 7 | 8 | 9 | 10 | <input type="checkbox"/> | |
| 24 | Information and communications technology | 1 | 2 | 3 | 4 | 5 | 6 | 7 | 8 | 9 | 10 | <input type="checkbox"/> | |

D2. How effectively does the World Bank Group support Ecuador's efforts ... ?

| | | Not effectively at all | | | | | | | | | | Very effectively | Don't know |
|---|---|------------------------|---|---|---|---|---|---|---|---|----|--------------------------|------------|
| | | 1 | 2 | 3 | 4 | 5 | 6 | 7 | 8 | 9 | 10 | | |
| 1 | To build stronger domestic resource mobilization systems in the Government (e.g., tax collection) | 1 | 2 | 3 | 4 | 5 | 6 | 7 | 8 | 9 | 10 | <input type="checkbox"/> | |
| 2 | To develop better and stronger data collection/ analytics systems within the Government | 1 | 2 | 3 | 4 | 5 | 6 | 7 | 8 | 9 | 10 | <input type="checkbox"/> | |



SECTION E: WORLD BANK GROUP'S KNOWLEDGE WORK AND ACTIVITIES (i.e., analysis, studies, research, data, reports, conferences)

E1. How frequently do you consult World Bank Group's knowledge work and activities in the work you do?

| | |
|---|--------------------|
| 1 | Weekly |
| 2 | Monthly |
| 3 | A few times a year |
| 4 | Rarely |
| 5 | Never |

In Ecuador, to what extent do you believe that the World Bank Group's knowledge work and activities:

| | | To no degree at all | | | | | To a very significant degree | | | | | Don't know |
|-----------|--|---------------------|---|---|---|---|------------------------------|---|---|---|----|--------------------------|
| E2 | Are timely | 1 | 2 | 3 | 4 | 5 | 6 | 7 | 8 | 9 | 10 | <input type="checkbox"/> |
| E3 | Include appropriate level of stakeholder involvement during preparation | 1 | 2 | 3 | 4 | 5 | 6 | 7 | 8 | 9 | 10 | <input type="checkbox"/> |
| E4 | Are source of relevant information on global good practices | 1 | 2 | 3 | 4 | 5 | 6 | 7 | 8 | 9 | 10 | <input type="checkbox"/> |
| E5 | Are adequately disseminated | 1 | 2 | 3 | 4 | 5 | 6 | 7 | 8 | 9 | 10 | <input type="checkbox"/> |
| E6 | Are translated enough into local language | 1 | 2 | 3 | 4 | 5 | 6 | 7 | 8 | 9 | 10 | <input type="checkbox"/> |
| E7 | Are adaptable to Ecuador's specific development challenges and country circumstances | 1 | 2 | 3 | 4 | 5 | 6 | 7 | 8 | 9 | 10 | <input type="checkbox"/> |

E8. Overall, how significant a contribution do you believe the World Bank Group's knowledge work and activities make to development results in your country?

| | | | | | | | | | | |
|------------------------|---|---|---|---|---|---|---|---|------------------|--------------------------|
| 1 | 2 | 3 | 4 | 5 | 6 | 7 | 8 | 9 | 10 | <input type="checkbox"/> |
| Not significant at all | | | | | | | | | Very significant | Don't know |

E9. Overall, how would you rate the technical quality of the World Bank Group's knowledge work and activities?

| | | | | | | | | | | |
|----------------------------|---|---|---|---|---|---|---|---|-----------------------------|--------------------------|
| 1 | 2 | 3 | 4 | 5 | 6 | 7 | 8 | 9 | 10 | <input type="checkbox"/> |
| Very low technical quality | | | | | | | | | Very high technical quality | Don't know |

**SECTION F: THE FUTURE ROLE OF THE WORLD BANK GROUP IN ECUADOR****F1. Which of the following SHOULD the WBG do to improve its advice and guidance in Ecuador? (Choose no more than 3)**

| | |
|----|--|
| 1 | Provide more adequate data/knowledge/statistics/figures on Ecuador's economy |
| 2 | Ensure greater selectivity in its work |
| 3 | Offer more innovative financial products |
| 4 | Improve the competitiveness of its financing compared to markets (e.g., cost, timeliness, other terms) |
| 5 | Reach out more to groups outside of Government |
| 6 | Work faster |
| 7 | Improve the quality of its experts as related to Ecuador's specific challenges |
| 8 | Offer more innovative knowledge services |
| 9 | Collaborate more effectively with Government clients (e.g., national, state, local) |
| 10 | Increase the level of capacity development in the country |
| 11 | Reduce the complexity of obtaining World Bank Group financing |
| 12 | Increase availability of Reimbursable Advisory Services (RAS) |
| 13 | Other (please specify): _____ |

F2. In addition to its regular relations, which THREE of the following should the World Bank Group collaborate with more in Ecuador? (Choose no more than 3)

| | | | |
|---|------------------------------------|----|--|
| 1 | Media | 8 | The executive branch |
| 2 | NGOs/Community Based Organizations | 9 | Academia/think tanks/research institutes |
| 3 | Private sector | 10 | Youth/university groups |
| 4 | Beneficiaries | 11 | Donor community |
| 5 | Local government | 12 | Private foundations |
| 6 | Faith-based organizations | 13 | Other (please specify): _____ |
| 7 | Parliament | 14 | Don't know |

F3. Which THREE areas below would benefit most from the World Bank Group's support to help ensure that Ecuador has fair and equitable access to the vaccines necessary to alter the course of the COVID-19 pandemic? (Choose no more than 3)

| | |
|---|---|
| 1 | Support the distribution of vaccines |
| 2 | Help to strengthen health systems |
| 3 | Support community and stakeholder engagement to address misinformation and stigma |
| 4 | Assess country's readiness for vaccine distribution |
| 5 | Training health workers |
| 6 | Support the purchase of vaccines |
| 7 | Other (please specify): _____ |

**SECTION G: COMMUNICATION AND INFORMATION SHARING****G1. Which would you say are your MAIN sources of news about economic and social development issues in Ecuador? (Choose no more than 3)**

| | |
|----|--|
| 1 | Periodicals |
| 2 | International newspapers |
| 3 | Local radio |
| 4 | International radio |
| 5 | Local television |
| 6 | International television |
| 7 | Local newspapers |
| 8 | Internet |
| 9 | Social media (e.g., Facebook, blogs, Twitter, YouTube, Flickr) |
| 10 | Other (please specify): _____ |

G2. How would you prefer to obtain information about the World Bank Group and its work? (Choose no more than 3)

| | | | |
|---|---|---|--|
| 1 | World Bank Group's publications and other written materials | 6 | Direct contact with World Bank Group (i.e., face to face meetings/discussions) |
| 2 | e-Newsletters | 7 | World Bank Group's website |
| 3 | World Bank Group's seminars/workshops/conferences | 8 | Webinars or online events hosted by the World Bank Group |
| 4 | World Bank Group's blogs | 9 | Interviews and press conferences for the Ecuador's media |
| 5 | World Bank Group's social media | | |

G3. Which Internet connection do you use primarily when visiting a World Bank Group website? (Select only 1 response)

| | |
|---|-----------------|
| 1 | High speed/WiFi |
| 2 | Dial-up |

G4. What do you use primarily when visiting a World Bank Group website? (Select only 1 response)

| | |
|---|--------------------------------|
| 1 | Mobile |
| 2 | Computer/laptop |
| 3 | I never visit the WBG websites |

**SECTION G: COMMUNICATION AND INFORMATION SHARING**

| G5. Over the past SIX MONTHS, on average how often did you do any of the following related to the World Bank Group (WBG)? | | Every few days | Every few weeks | Every few months | Not at all |
|--|---|--------------------------|--------------------------|--------------------------|--------------------------|
| 1 | Read, viewed or heard a story about the WBG in local media (newspaper, magazine, TV, radio) | <input type="checkbox"/> | <input type="checkbox"/> | <input type="checkbox"/> | <input type="checkbox"/> |
| 2 | Read, viewed or heard a story about the WBG in global media (newspaper, magazine, TV, radio) | <input type="checkbox"/> | <input type="checkbox"/> | <input type="checkbox"/> | <input type="checkbox"/> |
| 3 | Interacted with the WBG on Social Media (e.g., read a post or tweet, liked, commented, shared, retweeted) | <input type="checkbox"/> | <input type="checkbox"/> | <input type="checkbox"/> | <input type="checkbox"/> |
| 4 | Visited a WBG website (e.g., read a blog, used data) | <input type="checkbox"/> | <input type="checkbox"/> | <input type="checkbox"/> | <input type="checkbox"/> |
| 5 | Attended an event/conference hosted by the WBG | <input type="checkbox"/> | <input type="checkbox"/> | <input type="checkbox"/> | <input type="checkbox"/> |
| 6 | Attended/participated in a webinar or online event hosted by the WBG | <input type="checkbox"/> | <input type="checkbox"/> | <input type="checkbox"/> | <input type="checkbox"/> |
| 7 | Read some or all of a WBG research paper or publication | <input type="checkbox"/> | <input type="checkbox"/> | <input type="checkbox"/> | <input type="checkbox"/> |
| 8 | Met professionally with WBG staff | <input type="checkbox"/> | <input type="checkbox"/> | <input type="checkbox"/> | <input type="checkbox"/> |
| 9 | Read a WBG e-newsletter | <input type="checkbox"/> | <input type="checkbox"/> | <input type="checkbox"/> | <input type="checkbox"/> |

**SECTION H: BACKGROUND INFORMATION**

| H1. Please identify the primary specialization of your work. (Select only 1 response) | | | |
|--|-----------------------------------|----|--|
| 1 | Poverty | 13 | Agriculture, rural development |
| 2 | Macroeconomics, fiscal management | 14 | Urban development |
| 3 | Governance, anti-corruption | 15 | Transport |
| 4 | Education | 16 | Digital development and technology (ICT) |
| 5 | Health, nutrition | 17 | Tourism |
| 6 | Social protection | 18 | Fragility, conflict, violence, refugees |
| 7 | Jobs | 19 | Demographics, migration |
| 8 | Energy | 20 | Trade and competitiveness |
| 9 | Environment, natural resources | 21 | Finance and markets |
| 10 | Climate change | 22 | Communications, public affairs |
| 11 | Water, sanitation | 23 | Generalist (specialized in multiple sectors) |
| 12 | Gender | 24 | Other (please specify): _____ |

| H2. What's your gender? | |
|--------------------------------|--------|
| 1 | Female |
| 2 | Male |

| H3. Which best represents your geographic location? | |
|--|---------------------------|
| 1 | Sierra (Andean highlands) |
| 2 | Costa (Coastal lowlands) |
| 3 | Amazonía (Amazon) |
| 4 | Galápagos Islands |

Thank you for completing the survey!