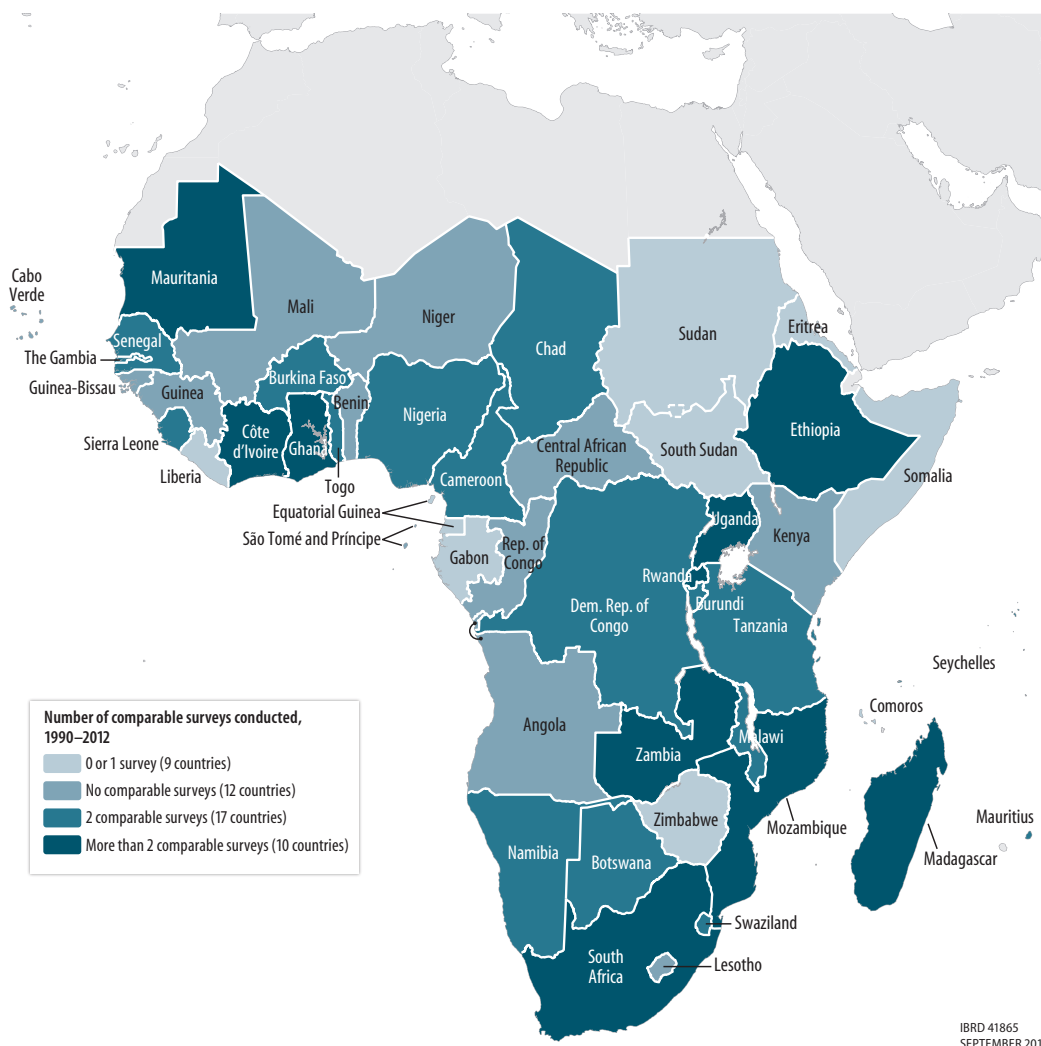


MAP 1 Lack of comparable surveys in Africa makes it difficult to measure poverty trends



Source: World Bank data.

Poverty in Africa may be lower than current estimates suggest, but more people are poor today than in 1990

According to World Bank estimates from household surveys, the share of people in Africa living on less than \$1.90 a day fell from 57 percent in 1990 to 43 percent in 2012. Limiting the estimation to comparable surveys of good quality, drawing on information from nonconsumption surveys, and applying price deflators other than the consumer price index suggest that poverty may have declined by more. Even under the most

optimistic alternative scenario, however, there were many more poor people in Africa in 2012 than in 1990 (more than 330 million, up from about 280 million), as a result of rapid population growth.

Africa will not meet the Millennium Development Goal target of halving poverty by 2015 and projections are that the world's poor will be increasingly concentrated in Africa. Fragility and conflict are especially detrimental to poverty reduction, resulting in poverty reduction that was 15 percentage points lower than in other economies over the 1996–2012 period. Rural areas remain

much poorer than urban areas, although the gap narrowed. The poverty rate among female-headed households is lower than among male-headed households, but households headed by widows are worse off (and these results may change once differences in demographic composition are taken into account). Poverty is a persistent condition for many poor; three out of five poor are chronically poor.

Nonmonetary dimensions of well-being improved, but levels remain low and progress has leveled off

By many dimensions, well-being in Africa improved between 1995 and 2012. Adult literacy rates increased 4 percentage points. Life expectancy at birth rose 6.2 years, and the prevalence of chronic malnutrition among children under 5 fell 6 percentage points. The number of deaths from politically motivated violence declined, and both tolerance and the incidence of gender-based domestic violence dropped. Scores on voice and accountability indicators rose slightly, and there was a trend toward greater participation of women in household decision-making processes.

These improvements notwithstanding, the levels of achievement remain low across these domains, and the rate of progress is leveling off. Despite the increase in school enrollment, more than two out of five adults are still unable to read or write, and the quality of education is very low. About three-quarters of sixth graders in Malawi and Zambia cannot read for meaning, providing just one example of the school quality challenge. The need to reinvigorate efforts to tackle Africa's basic educational challenge and build Africa's future human capital is urgent.

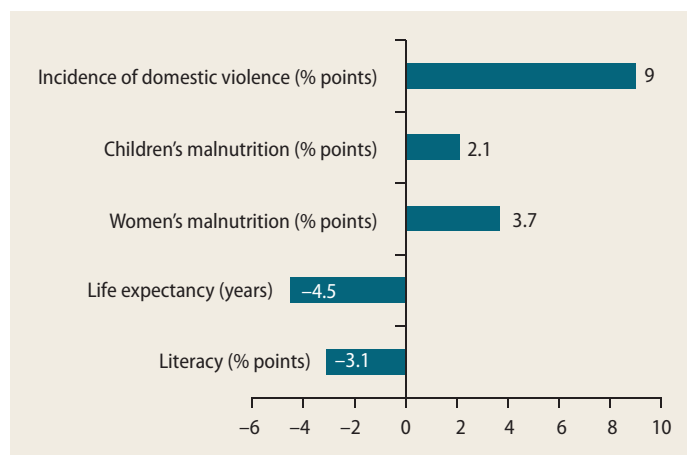
Health outcomes mirror the results for literacy: Progress is occurring, but outcomes remain the worst in the world. Nearly two in five children are malnourished, and progress in immunization rates and bednet distribution is slowing. Africans enjoyed considerably more peace in the 2000s than they did in earlier decades, but the number of violent

events has been on the rise since 2010, reaching four times the level of the mid-1990s. Tolerance of domestic violence (at 30 percent of the population) is still twice as high as in the rest of the developing world. Greater tolerance of domestic violence and less empowered decision making among younger (compared with older) women suggest that a generational shift in mindset is still to come. Africa also remains among the bottom performers in terms of voice and accountability.

Beyond these regionwide trends, four findings stand out:

- Fragile countries tend to perform worse than other countries, confirming the pernicious effects of conflict.
- There is a worrisome penalty to residing in a resource-rich country (figure 1).
- Women can expect to live in good health 1.6 years longer than men, and among children under 5 it is girls, not boys, who are less likely to be malnourished (by 5 percentage points). But illiteracy remains substantially higher among women, women suffer high rates of domestic violence, and women are more curtailed than men in their access to information and less free to make decisions.

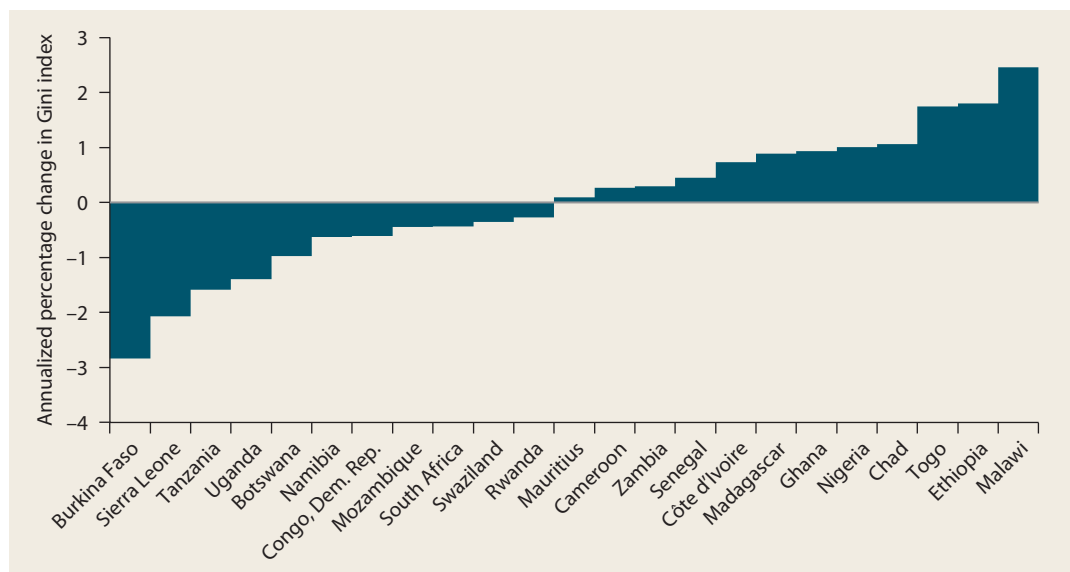
FIGURE 1 Resource-rich countries perform systematically worse



Source: Staff calculations based on World Health Organization and multiple Demographic and Health Surveys.

Note: Figure shows the gap between resource-rich and other countries in Africa. Results control for demographic factors, education, poverty, and other country characteristics (income, fragility, landlockness).

FIGURE 2 Inequality rose in about half of the countries and fell in the other half



Source: World Bank Africa Poverty database.

Note: Annualized percentage change in the Gini index is based on the two most recent and comparable surveys available.

- Better-educated women and children in households with better-educated women score decisively better across dimensions (health, violence, and freedom in decision). More rapidly improving female education would be game changing in Africa.

Inequality patterns vary across the region

Of the 10 most unequal countries in the world today, 7 are in Africa. But excluding these countries (most of which are in Southern Africa and five of which have populations of less than 5 million) and controlling for country-level income, Africa appears to have inequality levels comparable to developing countries in other parts of the world.

Despite Africa's double decade of growth and the important role natural resources

played in that growth, there is no evidence of a systematic increase in inequality within countries in the region: For the set of countries for which inequality trends can be measured, inequality increased in about half and decreased in about half (figure 2). But household surveys fail to capture high net worth individuals, whose numbers and wealth have increased. For the region as a whole, the share of inequality attributed to between-country differences is growing, meaning there is a growing divide between countries.

Spatial inequalities (urban-rural differences and differences across regions) account for a large share of overall inequality in many countries. Intergenerational mobility in education and occupation have improved, but mobility is still low, which perpetuates inequality.

The "Main Messages" are from the book, *Poverty in a Rising Africa* by Kathleen Beegle, Luc Christiaensen, Andrew Dabalen, and Isis Gaddis, doi: 10.1596/978-1-4648-0723-7. To learn more about the book and download it for free please visit <http://bit.ly/AfricaPovertyReport> or scan the attached QR Code with your mobile device. Print copies can be purchased through Amazon.com.

